



POTSDAM-INSTITUT FÜR
KLIMAFOLGENFORSCHUNG

Originally published as:

Feulner, G. (2012): The faint young Sun problem. - Reviews of Geophysics, 50, RG2006

DOI: [10.1029/2011RG000375](https://doi.org/10.1029/2011RG000375)

Available at <http://onlinelibrary.wiley.com>

© American Geophysical Union

THE FAINT YOUNG SUN PROBLEM

Georg Feulner¹

Received 27 September 2011; revised 27 March 2012; accepted 28 March 2012; published 25 May 2012.

[1] For more than four decades, scientists have been trying to find an answer to one of the most fundamental questions in paleoclimatology, the “faint young Sun problem.” For the early Earth, models of stellar evolution predict a solar energy input to the climate system that is about 25% lower than today. This would result in a completely frozen world over the first 2 billion years in the history of our planet if all other parameters controlling Earth’s climate had been the same. Yet there is ample evidence for the presence of liquid surface water and even life in the Archean (3.8 to 2.5 billion years before present), so some effect (or effects) must have been compensating for the faint young Sun. A wide range of possible solutions have been suggested and explored during the last four decades, with most studies focusing on

higher concentrations of atmospheric greenhouse gases like carbon dioxide, methane, or ammonia. All of these solutions present considerable difficulties, however, so the faint young Sun problem cannot be regarded as solved. Here I review research on the subject, including the latest suggestions for solutions of the faint young Sun problem and recent geochemical constraints on the composition of Earth’s early atmosphere. Furthermore, I will outline the most promising directions for future research. In particular I would argue that both improved geochemical constraints on the state of the Archean climate system and numerical experiments with state-of-the-art climate models are required to finally assess what kept the oceans on the Archean Earth from freezing over completely.

Citation: Feulner, G. (2012), The faint young Sun problem, *Rev. Geophys.*, 50, RG2006, doi:10.1029/2011RG000375.

1. INTRODUCTION

[2] The faint young Sun problem for Earth’s early climate has been briefly reviewed a few times in the past, for example, in the general context of climate change on geological timescales [Crowley, 1983; Barron, 1984], the formation and early history of Earth [Zahnle *et al.*, 2007], the evolution of Earth’s atmosphere and climate [Pollack, 1991; Kasting, 1993; Shaw, 2008; Nisbet and Fowler, 2011], life on the early Earth [Nisbet and Sleep, 2001], evolution of the terrestrial planets, and considerations of planetary habitability [Pollack, 1979; Rampino and Caldeira, 1994; Kasting and Catling, 2003] or the evolution of the Sun [Kasting and Grinspoon, 1991; Güdel, 2007]. The more comprehensive reviews of this topic are somewhat dated by now, however, and most look at the issue from the point of view of the global energy balance without exploring important internal aspects of the climate system like the transport of heat.

[3] This paper presents a new and detailed review of the faint young Sun problem and is organized as follows.

Section 2 describes the evidence for a faint young Sun and for the existence of liquid water on early Earth. Section 3 explores in what ways the faint young Sun problem could be solved in principle before the options are discussed in detail in the following sections. Section 4 looks at modifications of the standard solar model, in particular the possibility of a strong mass loss of the young Sun. The most likely solution of the faint young Sun problem in terms of an enhanced greenhouse effect is discussed in section 5, the main section of this review paper. Then the effects of clouds (section 6) and differences in rotation rate and continental configuration (section 7) will be explored, before the review is concluded by a summary and suggestions for future research in section 8.

2. THE FAINT YOUNG SUN PROBLEM

[4] In this section, the faint young Sun problem is introduced, beginning with a discussion of the evolution of the Sun on long timescales.

2.1. A Fainter Sun in the Past

[5] By the 1950s, stellar astrophysicists had worked out the physical principles governing the structure and evolution of stars [Kippenhahn and Weigert, 1994]. This allowed the construction of theoretical models for the stellar interior and the evolutionary changes occurring during the lifetime of a

¹Earth System Analysis, Potsdam Institute for Climate Impact Research, Potsdam, Germany.

Corresponding author: G. Feulner, Earth System Analysis, Potsdam Institute for Climate Impact Research, PO Box 60 12 03, D-14412 Potsdam, Germany. (feulner@pik-potsdam.de)

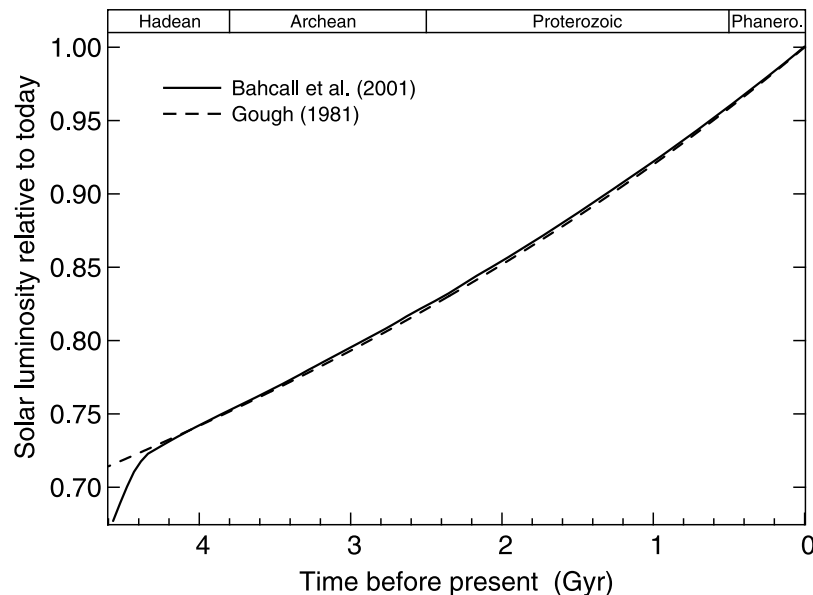


Figure 1. Evolution of solar luminosity over the four geologic eons for the standard solar model described in *Bahcall et al.* [2001] (solid line) and according to the approximation formula [*Gough*, 1981] (dashed line) given in equation (1).

star. Applying these principles to the Sun, it became clear that the luminosity of the Sun had to change over time, with the young Sun being considerably less luminous than today [*Hoyle*, 1958; *Schwarzschild*, 1958].

[6] According to standard solar models, when nuclear fusion ignited in the core of the Sun at the time of its arrival on what is called the zero-age main sequence (ZAMS) 4.57 Ga (1 Ga = 10^9 years ago), the bolometric luminosity of the Sun (the solar luminosity integrated over all wavelengths) was about 30% lower as compared to the present epoch [*Newman and Rood*, 1977]. The long-term evolution of the bolometric solar luminosity $L(t)$ as a function of time t can be approximated by a simple formula [*Gough*, 1981]

$$\frac{L(t)}{L_{\odot}} = \frac{1}{1 + \frac{2}{5} \left(1 - \frac{t}{t_{\odot}}\right)}, \quad (1)$$

where $L_{\odot} = 3.85 \times 10^{26}$ W is the present-day solar luminosity and $t_{\odot} = 4.57$ Gyr (1 Gyr = 10^9 years) is the age of the Sun. Except for the first ~ 0.2 Gyr in the life of the young Sun, this approximation agrees very well with the time evolution calculated with more recent standard solar models [e.g., *Bahcall et al.*, 2001]; see the comparison in Figure 1.

[7] Note that solar models had been under intense scrutiny for a long time in the context of the “solar neutrino problem,” an apparent deficiency of neutrinos observed in terrestrial neutrino detectors [*Haxton*, 1995] that is now considered to be resolved by a modification of the standard model of particle physics [*Mohapatra and Smirnov*, 2006] rather than to be an indication of problems with solar models. Furthermore, the time evolution of the Sun’s luminosity has been shown to be a very robust feature of solar models

[*Newman and Rood*, 1977; *Bahcall et al.*, 2001]. Thus it appears highly unlikely that the prediction of low luminosity for the early Sun is due to fundamental problems with solar models. (Slightly modified solar models involving a larger mass loss in the past will be discussed in section 4.)

[8] In a way the robustness of the luminosity evolution of stellar models is not surprising, since the gradual rise in solar luminosity is a simple physical consequence of the way the Sun generates energy by nuclear fusion of hydrogen to helium in its core. Over time, helium nuclei accumulate, increasing the mean molecular weight within the core. For a stable, spherical distribution of mass, twice the total kinetic energy is equal to the absolute value of the potential energy. According to this virial theorem, the Sun’s core contracts and heats up to keep the star stable, resulting in a higher energy conversion rate and hence a higher luminosity. There seems no possibility for escape [*Gough*, 1981, p. 28]: “The gradual increase in luminosity during the core hydrogen burning phase of evolution of a star is an inevitable consequence of Newtonian physics and the functional dependence of the thermonuclear reaction rates on density, temperature and composition.”

[9] In addition to this slow evolution of the bolometric solar luminosity over timescales of $\sim 10^9$ years, the Sun exhibits variability on shorter timescales of up to $\sim 10^3$ years [*Fröhlich and Lean*, 2004]. This variability in solar radiation is a manifestation of changes in its magnetic activity related to the solar magnetic field created by a magnetohydrodynamic dynamo within the Sun [*Weiss and Tobias*, 2000]. The bolometric solar luminosity is dominated by radiation in the visible spectral range originating from the Sun’s lower atmosphere that shows very little variation with solar activity [*Fröhlich and Lean*, 2004]. For the present-day Sun, for

example, total solar irradiance varies by only $\approx 0.1\%$ over the 11 year sunspot cycle [Gray *et al.*, 2010].

[10] The Sun’s ultraviolet radiation, on the other hand, is predominantly emitted by the hotter upper layers of the solar atmosphere that are subject to much larger variability [Lean, 1987; Fröhlich and Lean, 2004]. Solar variability (and thus ultraviolet luminosity) was higher in the past due to a steady decrease in magnetic activity over time caused by the gradual slowing of the Sun’s rotation that ultimately drives the magnetohydrodynamic dynamo [Zahnle and Walker, 1982; Dorren and Guinan, 1994; Güdel, 2007]. From observations of young stars similar to the Sun one can infer a decrease in rotation rate Ω_{\odot} of the Sun with time t that follows a power law [Güdel, 2007]

$$\Omega_{\odot} \propto t^{-0.6}. \quad (2)$$

[11] For the same reason, the solar wind was stronger for the young Sun, with consequences for the early Earth’s magnetosphere and the loss of volatiles and water from the early atmosphere [Sternborg *et al.*, 2011], especially considering the fact that the strength of Earth’s magnetic field was estimated to be $\sim 50\text{--}70\%$ of the present-day field strength 3.4–3.45 Ga [Tarduno *et al.*, 2010]. The effects of these changes in ultraviolet radiation and solar wind will be briefly discussed later on.

[12] Coming back to the lower bolometric luminosity of the Sun, an estimate of the amount of radiative forcing of the climate system this reduction corresponds to is given by $\Delta F = \Delta S_0 (1 - A)/4$ (the change in incoming solar radiation corrected for geometry and Earth’s albedo A). Using the present-day solar constant $S_0 \approx 1361 \text{ W m}^{-2}$ [Kopp and Lean, 2011] and Earth’s current albedo $A \approx 0.3$ yields values of $\Delta F \approx 60 \text{ W m}^{-2}$ and $\Delta F \approx 40 \text{ W m}^{-2}$ at times 3.8 Ga and 2.5 Ga, respectively. For comparison, the net anthropogenic radiative forcing in 2005 is estimated to be $\approx 1.6 \text{ W m}^{-2}$ [Forster *et al.*, 2007].

[13] Solar physicists speculated early on that this large reduction of the incoming solar radiation might have had consequences for the evolution of Earth’s climate [Schwarzschild, 1958, p. 207]: “Can this change in the brightness of the Sun have had some geophysical or geological consequences that might be detectable?”

2.2. Evidence for Liquid Water on Early Earth

[14] A few years later, the possible consequences of these astrophysical findings of a faint young Sun on the climate of Earth were first discussed by Ringwood [1961, p. 295], who pointed out that “[o]ther factors being equal, ... the surface of the Earth during the period between its birth, 4.5 billion years ago, and 3 billion years ago, would have passed through an intense ice age.”

[15] A significant reduction in solar energy input can result in dramatic effects for the Earth’s climate due to the ice-albedo feedback; decreasing temperatures result in larger areas covered in ice, which has a large albedo and thus reflects more radiation back into space, further enhancing the cooling. Climate models show the importance of this ice-

albedo feedback for the Earth’s global energy balance; once a critical luminosity threshold is reached, this results in runaway glaciation and completely ice-covered oceans, a “snowball Earth” [Kirschvink, 1992] state (see also Figure 8 and the discussion in section 7). It should be noted that a recent modeling study suggests a third stable state in which a narrow strip in the tropics remains free of ice due to the combined effects of the lower albedo of snow-free sea ice and the reduced cloud cover in this region [Abbot *et al.*, 2011].

[16] While earlier models placed the critical luminosity threshold at 2–5% below the present-day value for modern continental configuration [Budyko, 1969; Sellers, 1969; Gérard *et al.*, 1992], later studies with more sophisticated models found values of 10–15% and up to 18% for global ocean conditions [Jenkins, 1993; Longdoz and François, 1997]. Differences in critical luminosity between energy balance models can be attributed to the sensitivity of the ice line to the parametrization of meridional heat transport [Held and Suarez, 1975; Lindzen and Farrell, 1977; Ikeda and Tajika, 1999], to geography [Crowley and Baum, 1993] and to the question of whether the climate model is coupled to a dynamic ice sheet model or not [Hyde *et al.*, 2000]. Furthermore, the position of the ice line in simulations with comprehensive general circulation models is strongly influenced by ocean dynamics [Poulsen *et al.*, 2001].

[17] Once snowball Earth conditions are reached, it requires high concentrations of greenhouse gases in the atmosphere (for example, from the gradual buildup of volcanic carbon dioxide (CO_2) in the atmosphere) to return to a warmer climate state due to the high reflectivity of the ice, although volcanic ash and material from meteorite impacts might lower the albedo and thus increase the absorption of solar radiation [Schatten and Endal, 1982].

[18] Note that the oceans would not have been frozen completely (i.e., down to the ocean floor) because of the flow of geothermal heat from the Earth’s interior. For the case of a cold climate on early Earth, the thickness of the ice layer at the oceans’ surface has been estimated with a simple one-dimensional heat flow model to be a few hundred meters given the higher geothermal heat flux at that time [Bada *et al.*, 1994]. However, models like this ignore the effects of ice dynamics.

[19] Contrary to these expected climatic effects of the faint young Sun, however, there is ample evidence for the presence of liquid water at the surface of the young Earth during the Hadean and Archean eons. For the purpose of this review, the Hadean eon is defined to span the period from the Earth’s formation 4.56 Ga to 3.8 Ga and the Archean eon is assumed to last from the end of the Hadean to 2.5 Ga. Note that the Hadean is not officially defined and that there is no agreement about the Hadean-Archean boundary that is frequently set at 4.0 Ga (see, e.g., Zahnle *et al.* [2007] and Goldblatt *et al.* [2010] for discussions). It appears logical, however, to define the beginning of the Archean at the end of the period of intense impacts from space known as the “Late Heavy Bombardment” [Tera *et al.*, 1974; Wetherill, 1975; Hartmann *et al.*, 2000; Kring and Cohen, 2002]

occurring $\sim 4.0\text{--}3.8$ Ga, although the exact end of that period is not resolved in the geological record. Irrespective of these matters of definition, it is important to realize that the Archean, the main focus of this review, spans a very long period of time in the history of Earth.

[20] Tentative evidence for liquid water on the early Earth can be found in the Hadean. No rocks are known from the Hadean due to the exponential decrease of preservation with age, yet some information on the surface conditions during those earlier times can be derived from the mineral zircon (ZrSiO_4) preserved from the Hadean in younger rocks [Harrison, 2009]. Indeed, zircon grains may provide evidence for liquid water even before the Archean, as early as 4.2 Ga [Mojzsis *et al.*, 2001; Wilde *et al.*, 2001; Valley *et al.*, 2002; Harrison, 2009].

[21] Note, however, that the environment in which this Hadean ocean existed was considerably different from the Archean (for a review of the following outline of events see, e.g., Zahnle *et al.* [2007]). The Earth was formed by gravitational accretion of smaller bodies (planetesimals) formed in the nebula surrounding the young Sun. The large impact forming the Moon occurred after 50 Myr toward the end of the accretion period. After this event, Earth was enshrouded in rock vapor for 1000 years. A strong greenhouse effect (caused by large amounts of carbon dioxide and water vapor degassing from the mantle) and tidal heating by the still tightly orbiting Moon kept the surface covered by a magma ocean for a few million years after the Moon-forming impact. Then the crust solidified and a hot water ocean with temperatures of ~ 500 K formed under a dense atmosphere containing ~ 100 bar of carbon dioxide. The carbon dioxide in the atmosphere was then subducted into the mantle over timescales of $10^{7\text{--}8}$ years, before the Late Heavy Bombardment ($\sim 4.0\text{--}3.8$ Ga) set the stage for the Archean eon. It is thus clear that the processes resulting in a liquid-water ocean in the Hadean are considerably different from the Archean, so they will not be discussed further in this review.

[22] Geologic evidence for liquid surface water during the Archean is mostly based on sedimentary rock laid down in a variety of aqueous conditions up to 3.5 Ga and possibly as early as 3.8 Ga, and there is no evidence for widespread glaciations during the entire Archean (see Lowe [1980], Walker [1982], and Walker *et al.* [1983]; for more recent overviews of Archean geology in general see, e.g., Fowler *et al.* [2002], Eriksson *et al.* [2004], and Benn *et al.* [2006]). Telltale signs of liquid water include pillow lavas that are formed when lava extrudes under water, ripple marks resulting from sediment deposition under the influence of waves, and mud cracks.

[23] Furthermore, there is evidence for microbial life in the Archean derived from microfossils or stromatolites/microbial mats in rocks of ages between 2.5 and 3.5 Gyr [Barghoorn and Schopf, 1966; Altermann and Kazmierczak, 2003; Schopf, 2006]. Although all life on Earth is based on the existence of liquid water [e.g., Pace, 2001], the mere existence of life is only a poor constraint on ice cover. The early evidence of photosynthetic cyanobacteria and stromatolites, however, constitutes further evidence for an early

Earth not permanently covered by ice (or at least for continuously ice-free regions in the oceans). One could, in principle, imagine photosynthetic life under a thin ice cover in the tropics of a snowball Earth as postulated by McKay [2000] and investigated in Pollard and Kasting [2005, 2006]. Later studies have indicated, however, that ice cover would have been too thick even in the tropics [Warren *et al.*, 2002; Goodman, 2006; Warren and Brandt, 2006], making such a scenario unlikely.

[24] In summary, there are multiple lines of independent evidence suggesting the existence of liquid water on Earth's surface during the Archean, when the Sun was considerably fainter than today.

2.3. Ocean Temperature During the Archean

[25] It is one of the key characteristics of water that it remains liquid over a rather wide range of temperatures, so the question arises of how warm the Archean climate actually was. The constraints on and estimates of Archean ocean temperatures discussed below are summarized in Figure 2.

[26] Upper limits to Archean climate temperatures can be mainly derived from two lines of argument. First, evaporite minerals can be found in the geological record back to 3.5 Ga, and since many of these were originally precipitated in the form of gypsum ($\text{CaSO}_4 \cdot 2\text{H}_2\text{O}$), which is converted to anhydrite (CaSO_4) at temperatures above 58°C in pure water (and at lower temperatures in seawater), temperatures cannot have been higher than this value [Holland, 1978, 1984; Walker, 1982]. Second, the continued presence of life and the typical heat tolerance of living organisms can be used to estimate an upper limit in the range of $40\text{--}60^\circ\text{C}$ [Walker, 1982].

[27] In conflict with these upper limits from evaporites and the continued presence of life, low values of the $\delta^{18}\text{O}$ isotope ratio in 3.5 to 3.0 Ga cherts were interpreted by some researchers as evidence of a hot climate with oceanic temperature of $55\text{--}85^\circ\text{C}$ [Knauth and Epstein, 1976; Karhu and Epstein, 1986; Knauth and Lowe, 2003; Robert and Chaussidon, 2006]. There is a lot of debate, however, about how strongly oxygen isotope ratios actually constrain temperatures. It has been argued, for example, that these data could reflect a low $\delta^{18}\text{O}$ of ancient seawater rather than a hot climate (see, e.g., Walker [1982], Kasting and Ono [2006], Kasting and Howard [2006], Kasting *et al.* [2006], and Jaffrés *et al.* [2007] for discussions). An alternative explanation for changes in isotope ratios during the Precambrian has been put forward by van den Boorn *et al.* [2007], who argue that the data might reflect more widespread hydrothermal activity on the ancient seafloor.

[28] In light of this discussion there appears to be no strong argument in favor of a hot Archean climate. Indeed, a recent analysis combining oxygen and hydrogen isotope ratios indicates ocean temperatures below 40°C for a sample of 3.4 Ga old rock [Hren *et al.*, 2009]. Blake *et al.* [2010] analyzed $\delta^{18}\text{O}$ isotope compositions of phosphates in 3.2–3.5 Gyr old sediments and interpreted the high $\delta^{18}\text{O}$ found in their samples as being indicative of low oceanic temperatures in the range $26\text{--}35^\circ\text{C}$. These temperatures are close to

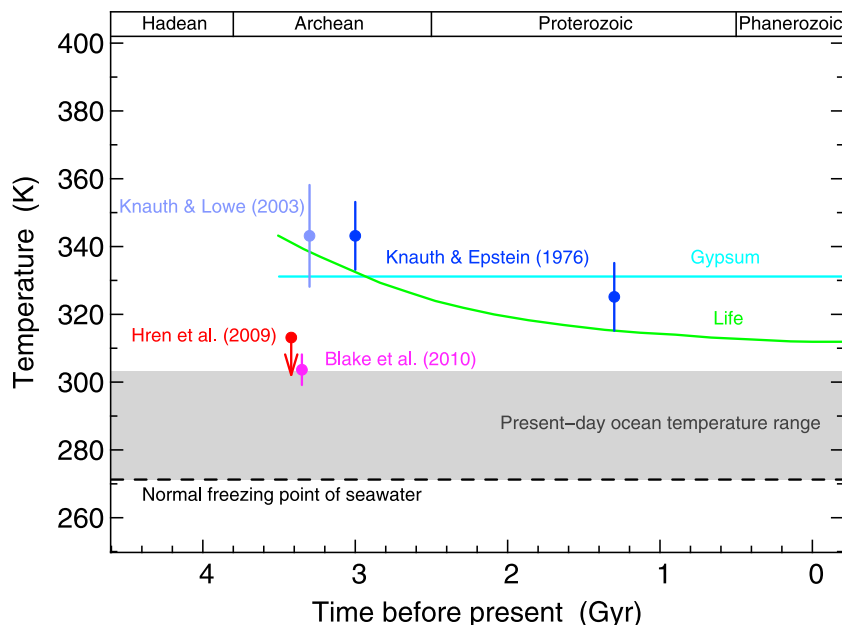


Figure 2. Constraints on ocean temperatures during the Archean. The existence of diverse life since about 3.5 Gyr and the typical ranges of temperature tolerance of living organisms suggest the upper limit indicated by the green line [Walker, 1982]. Evaporate minerals are present since about 3.5 Gyr, and the fact that many were initially deposited as gypsum sets an upper limit at 58°C (cyan line) [Holland, 1978]. The comparatively high (but controversial; see the text for discussion) temperatures derived from oxygen isotope ratios in cherts are shown in blue [Knauth and Epstein, 1976; Knauth and Lowe, 2003]. More recent estimates based on a combination of oxygen and hydrogen isotope ratios [Hren et al., 2009] and the oxygen isotope composition of phosphates [Blake et al., 2010] are shown in red and magenta, respectively. The range of present-day ocean temperatures is indicated in gray [Locarnini et al., 2010], and the freezing point of seawater at normal pressure and for present-day salinity is indicated by the dashed line. Modified and updated after Walker [1982].

the maximum of the annually averaged sea surface temperature of about 30°C today [Locarnini et al., 2010].

[29] Although the evidence appears to point toward a temperate Archean climate, the question of how warm the early Earth's atmosphere was is certainly not quite settled yet. One further major problem is that oceanic temperatures are expected to strongly vary with latitude and depth. It is unknown, however, at what latitudes and depths the rocks were formed on which the temperature estimates discussed above are based. Notwithstanding these problems, the Archean climate was almost certainly warm enough to keep the ocean surface from freezing completely despite the low solar luminosity.

2.4. Why Was the Early Earth Not Frozen?

[30] Donn et al. [1965] were, to my knowledge, the first to point out the apparent discrepancy between the low solar luminosity predicted for the young Sun and the evidence for liquid water on early Earth. Not believing in a strong greenhouse effect in the early atmosphere, they speculated that it could be used to put constraints on solar models and theories of continental formation, an idea that certainly appears rather optimistic from today's perspective.

[31] As mentioned above, after the development of simple energy balance climate models by the end of the 1960s scientists began to study the connection between a slight

decrease in solar luminosity and glaciations on Earth [e.g., Budyko, 1969; Sellers, 1969], but the results had been discussed in the context of the Quaternary glaciation rather than the climate of early Earth. The predictions of solar models for a faint young Sun, however, did not go unnoticed in the planetary science community; Pollack [1971] investigated the effect of the lower solar luminosity on the early atmosphere of Venus.

[32] One year later, Sagan and Mullen [1972] explored the effects of the lower luminosity of the young Sun on the early Earth. Sagan and Mullen are usually credited as having discovered the faint young Sun problem. While this is not entirely true as the discussion above shows, they were certainly the first to make it known to a wider public and to suggest a solution in terms of an enhanced greenhouse effect. For their analysis, they used the fundamental equation for Earth's global energy balance (see equation (3) in section 3), finding that global surface temperature should have remained below the freezing point of seawater for the first 2 billion years of Earth's history with today's greenhouse gas concentrations and albedo (see Figure 3). These calculations neglected any feedback effects from water vapor and ice cover, however, so the problem was considered to be even more severe in reality.

[33] This conundrum of liquid water in a climate powered by a feeble Sun has been termed the "faint young Sun

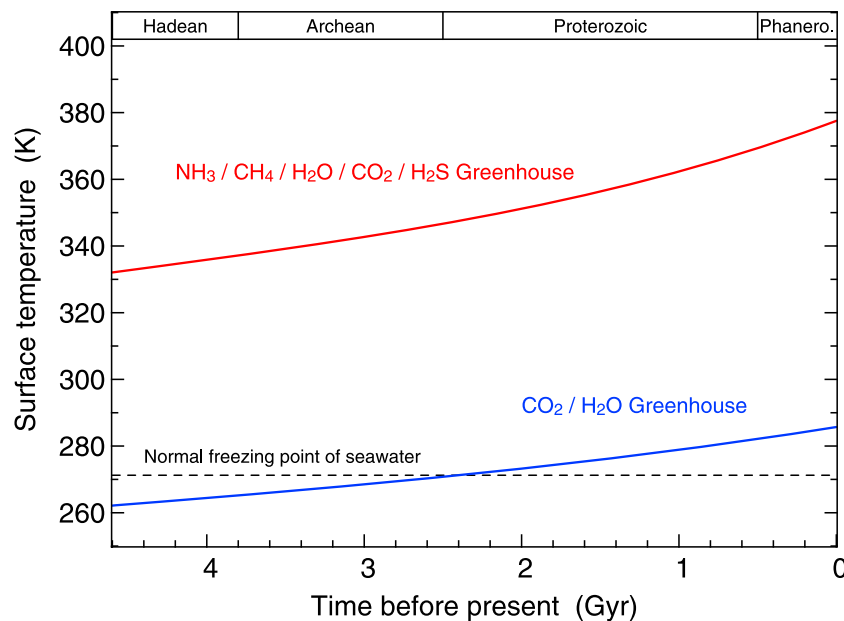


Figure 3. Average surface temperature evolution of Earth as a function of time given the changes in solar luminosity and assuming present-day concentrations of carbon dioxide and water vapor (blue line) according to *Sagan and Mullen* [1972]. The calculations follow equation (3) and assume a total pressure of 1 bar, an atmospheric composition constant with time and a fixed albedo of 0.35. Going into the past, the surface temperature drops below the normal freezing point of water ~ 2 Ga in this model. The solution of the faint young Sun problem suggested by *Sagan and Mullen* [1972] in terms of greenhouse gas warming dominated by ammonia (NH_3 ; see section 5.1) is shown as well (red line). In this scenario, volume mixing ratios 10^{-5} of NH_3 , CH_4 and H_2S have been added to the CO_2 - H_2O greenhouse. In terms of warming, ammonia is the dominant greenhouse gas in this case. Modified after *Sagan and Mullen* [1972].

problem” [Ulrich, 1975], sometimes also the “faint early Sun problem” or “faint young Sun paradox.” It is only a paradox, of course, if the Sun indeed was much fainter in the early days of the solar system (alternative theories are discussed in section 4), and if the parameters controlling the climate in the Archean were similar to today’s values, an assumption that appears naive considering the profound changes Earth has experienced in its long history. Indeed, changes in atmospheric concentrations of greenhouse gases are one of the possibilities to resolve the apparent inconsistency between the faint young Sun and the temperate climate on early Earth (see section 5).

[34] Note that there is also evidence for the presence of liquid water during several periods in the history of Mars, including at very early times [Carr, 1996]. The problem of keeping early Mars warm would be even more profound due to its larger distance from the Sun and considerably smaller mass, if there were indeed extended periods of warm climate on early Mars. The faint young Sun problem for Mars, however, will not be discussed in this review paper.

3. WARMING THE EARLY EARTH

[35] Before discussing possible solutions to the faint young Sun problem in detail, it is helpful to ask which parameters govern the temperature of Earth’s atmosphere. The mean surface temperature T_S of the atmosphere can be

approximated by the following equation for the case of a gray atmosphere, where the infrared absorption by greenhouse gases is assumed to be independent of wavelength [Emden, 1913; Milne, 1922; Wildt, 1966; Stibbs, 1971]:

$$T_S^4 = \frac{1}{\varepsilon\sigma} \frac{R^2}{4} \frac{L_\odot}{4\pi r^2} (1-A) \left(1 + \frac{3}{4}\tau^*\right). \quad (3)$$

[36] The variables in this equation are the Earth’s effective surface emissivity ε , the Stefan-Boltzmann constant σ , the Earth’s radius R , the solar luminosity L_\odot , the average distance r between Sun and Earth, the albedo A , and the column infrared gray opacity τ^* representing the warming effect of greenhouse gases.

[37] Although solar energy is by far the most important source of energy for today’s climate system, other sources of energy (like heat from Earth’s interior, tidal energy from the gravitational interaction with the Sun and the Moon, or the energy released after impacts from space) could, in principle, provide additional heating to the early atmosphere. Today, the globally integrated heat loss from the Earth’s interior (mostly originating from radioactive decay) amounts to less than 5×10^{13} W [Pollack et al., 1993; Davies and Davies, 2010]. Taking into account Earth’s surface area of 5.1×10^{14} m², this corresponds to ~ 0.1 W m⁻², more than 3 orders of magnitude smaller than the climate forcing due to solar irradiance of $\simeq 240$ W m⁻² for the present-day solar constant

(the solar irradiance at the top of the atmosphere) of 1361 W m^{-2} [Kopp and Lean, 2011]. Total heat flow due to radioactive decay is estimated to be factors of ~ 3 and ~ 2 higher than today for the Early and Late Archean, respectively [Taylor and McLennan, 2009]. Thus even on the early Earth, flows of internal heat are at least 2 orders of magnitude too small to compensate for the faint young Sun [Endal and Schatten, 1982].

[38] Dissipation of tidal energy amounts to about $3.5 \times 10^{12} \text{ W}$ (or $\sim 0.007 \text{ W m}^{-2}$) today [Munk and Bills, 2007], 1 order of magnitude smaller than the geothermal heat flux. During the Archean, tides were higher due to the smaller distance r_M to the Moon [Walker and Zahnle, 1986], which also influences the dissipation rate of tidal energy due to the changes in orbital period and day length [Zahnle and Walker, 1987]. The tidal energy dissipation rate during the Archean can be estimated from the equations in Munk [1968] and the evolution of lunar distance [Walker and Zahnle, 1986] to be a factor of ~ 3 higher because of these effects, yielding an energy flux of $\sim 0.02 \text{ W m}^{-2}$, again insufficient to provide enough energy to counteract the lower solar irradiation.

[39] The energy deposited by impactors from space can be estimated by integrating the impact probability distribution [Stuart and Binzel, 2004] over all energies, yielding an insignificant contribution to the energy budget of about $5 \times 10^8 \text{ W}$ (corresponding to only 10^{-6} W m^{-2}) for the recent geological history. Impacts were much more frequent very early in Earth's history, but the frequency of major impacts from space had decreased dramatically with the end of the Late Heavy Bombardment (~ 4.0 to 3.8 Ga) already before the beginning of the Archean [Tera et al., 1974; Wetherill, 1975; Sleep et al., 1989; Hartmann et al., 2000; Kring and Cohen, 2002], and was at most 1 order of magnitude higher than today after the Late Heavy Bombardment, too low to deliver significant amounts of energy globally [Hartmann et al., 2000; Valley et al., 2002]. However, major impacts could result in occasional melting of frozen oceans during the Archean [Bada et al., 1994]. Given the widespread evidence for liquid surface water during the Archean, episodic melting appears to be an unsatisfactory solution to the faint young Sun problem.

[40] Values for the surface emissivity ϵ are very close to one and do not vary much between different surface types [e.g., Wilber et al., 1999], so any variations in ϵ between 4 billion years ago and today are small and cannot contribute significantly to the solution of the faint young Sun problem. Furthermore, a long-term increase in Earth's orbital radius r since the Archean seems unlikely. While planetary migration through exchange of angular momentum is a widely discussed feature of current models for the formation phase of planetary systems, it is limited to the comparatively short formation time during which there is a protoplanetary disk and planetesimals with which an exchange of angular momentum is possible [Papaloizou and Terquem, 2006].

[41] Extremely speculative hypotheses like a potential variation of the gravitational constant with time avoiding a

faint young Sun [Newman and Rood, 1977; Tomaschitz, 2005] appear unlikely and will not be discussed here.

[42] In summary, a solution to the faint young Sun problem requires a higher solar luminosity L_\odot than predicted by standard solar models, a lower overall albedo A (and therefore increased absorption of solar radiation), or a significantly enhanced greenhouse effect, i.e., increased infrared opacity τ^* (or a combination of these). All these have been suggested in the literature and will be discussed in the remainder of this review article.

4. MODIFICATIONS OF THE STANDARD SOLAR MODEL

[43] The faint young Sun problem originates from the fact that the standard solar model implies a considerably lower luminosity for the early Sun. If the solar luminosity were higher than predicted by the standard solar model, however, there might be no problem at all [Ulrich, 1975].

[44] The steady increase in solar luminosity with time shown in Figure 1 is a fundamental corollary of the physical equations governing the structure of and energy conversion within stars (see section 2.1). The only escape route appears to be a change in stellar mass, since the luminosity L of a star powered by nuclear fusion of hydrogen to helium in its core (so-called main sequence stars) steeply increases with its mass M according to [Kippenhahn and Weigert, 1994]

$$L \propto M^\eta, \text{ where } \eta \simeq 2 - 4. \quad (4)$$

[45] Here η depends on the mass of the star; for stars like the Sun, a value of $\eta \simeq 4$ is usually adopted. According to this mass-luminosity relation, a higher mass of the young Sun would therefore go hand in hand with a higher initial solar luminosity and would have the potential to avoid the faint young Sun problem. Indeed, a higher initial mass together with an enhanced mass loss of the early Sun has been suggested to avoid the faint young Sun problem [Boothroyd et al., 1991; Graedel et al., 1991].

[46] The present-day Sun loses mass due to two processes. First, hydrogen is converted to helium in its core. The mass of the resulting helium nucleus is less than the total mass of the protons entering this fusion reaction, and the energy difference corresponding to this mass difference is emitted by the Sun. Second, mass is continuously transported away from the Sun by the solar wind, a stream of charged particles (primarily electrons and protons) originating in the Sun's upper atmosphere.

[47] The mass-loss rates due to nuclear fusion and the solar wind amount to $\dot{M}_{\text{fusion}} \simeq 7 \times 10^{-14} M_\odot \text{ yr}^{-1}$ and $\dot{M}_{\text{wind}} \simeq 2 \times 10^{-14} M_\odot \text{ yr}^{-1}$ [Wood, 2004], respectively, yielding a total mass loss of $\dot{M} \simeq 1 \times 10^{-13} M_\odot \text{ yr}^{-1}$ for today's Sun ($M_\odot \simeq 2 \times 10^{30} \text{ kg}$ denotes the present-day solar mass). Assuming that this mass-loss rate has not changed over the main sequence lifetime of the Sun, this would result in a solar mass only 0.05% higher 4.57 Ga, yielding a negligible increase in luminosity according to equation (4).

[48] The solar wind, however, is known to have been stronger for the young Sun because of the higher solar activity in the past (see section 3). Depending on the assumed mass-loss history, a young Sun with an initial mass $\sim 4\%$ higher than today would be bright enough to explain the presence of liquid water on Mars 3.8 Ga [Sackmann and Boothroyd, 2003], and an initial mass of $\sim 6\%$ higher than today makes the Sun as bright as today 4.5 Ga, although the solar luminosity would still drop below today's levels during the Archean [Guzik et al., 1987; Sackmann and Boothroyd, 2003]. In addition to the direct increase in energy input due to the higher solar luminosity, Earth would also be closer to a more massive Sun on its elliptical orbit, further enhancing the warming effect, with the semi-major axis $a(t)$ at time t inversely proportional to the solar mass $M(t)$ [Whitmire et al., 1995]

$$a(t) \propto \frac{1}{M(t)}. \quad (5)$$

[49] However, there are limits to the mass of the early Sun. A weak upper limit can be derived from the fact that at higher solar luminosities Earth would have run into a runaway greenhouse effect (see Goldblatt and Watson [2012] for a recent review). If the solar luminosity were beyond a certain threshold, the increased evaporation of water would result in accelerating warming. Eventually, all ocean water would be evaporated and lost to space by photodissociation and hydrodynamic escape, a process that is believed to be responsible for the lack of water in the atmosphere of Venus [Ingersoll, 1969; Rasool and de Bergh, 1970].

[50] It has been estimated that a 10% increase in solar flux could have led to rapid loss of water from the early Earth [Kasting, 1988]. Taking into account the mass-luminosity relation in equation (4), the change in Earth's semi-major axis due to solar mass change from equation (5) and the secular evolution of solar luminosity following equation (1), this corresponds to a 7% increase in solar mass [Whitmire et al., 1995], so high mass loss could make the Archean unsuitable for life.

[51] Furthermore, it has been suggested [Guzik and Cox, 1995] that an extended mass loss of the early Sun can be ruled out using helioseismology, the study of the Sun's interior structure using resonant oscillations [Deubner and Gough, 1984]. Solving the faint young Sun problem would require that the Sun remained at least a few percent more massive than today over 1 or 2 billion years, while helioseismology limits the enhanced mass loss to the first 0.2 Gyr of the Sun's life [Guzik and Cox, 1995]. A more extended period of mass loss leads to changes in the distribution of heavier elements below the solar convection zone, resulting in differences between calculated and observed oscillation frequencies. Guzik and Cox's model of the interior of the Sun has been criticized by Sackmann and Boothroyd [2003], however, who claim that models with initial masses up to 7% higher than today are compatible with helioseismological observations.

[52] Much more stringent limits to a more massive young Sun can be inferred from observations of mass loss in young stars similar to the Sun [Wood, 2004; Wood et al., 2005]. Observations of other cool stars show that they lose most of their mass during the first 0.1 Gyr [Minton and Malhotra, 2007]. Most importantly, the observed solar analogs exhibit considerably lower cumulative mass-loss rates than required to offset the low luminosity of the early Sun [Minton and Malhotra, 2007]. The solution to the faint young Sun problem therefore seems to lie in the other parameters controlling Earth's surface temperature, for example, the concentration of greenhouse gases in the early atmosphere, rather than in a modification of the standard solar model involving higher mass-loss rates.

5. ENHANCED GREENHOUSE EFFECT

[53] In today's climate, the temperature of Earth's troposphere is increased due to the absorption of long-wave radiation from the surface by atmospheric gases like water vapor, CO₂, and methane (CH₄). This greenhouse effect [Mitchell, 1989] has a natural and an anthropogenic component. The natural greenhouse effect is the cause for global average temperatures above the freezing point of water over much of the Earth's history, while the anthropogenic component resulting from the continuing emission of greenhouse gases by humanity is responsible for the observed global warming since the 19th century [Intergovernmental Panel on Climate Change, 2007].

[54] Therefore, one obvious possibility to explain a warm early atmosphere despite a lower insolation is an enhanced warming effect due to atmospheric greenhouse gases like ammonia (NH₃), CH₄, or CO₂.

5.1. Ammonia

[55] Ammonia is a very powerful natural greenhouse gas [Wang et al., 1976] because it has a strong and broad absorption feature at $\sim 10 \mu\text{m}$ coincident with the peak in blackbody emission from Earth's surface. Ammonia seemed an attractive solution to the faint young Sun problem in early studies for a number of historic reasons. Indeed, in their original paper on the faint young Sun problem, Sagan and Mullen [1972] suggest that an ammonia greenhouse could have compensated the lower solar irradiance to keep Earth's oceans from freezing over.

[56] Historically, the choice of greenhouse gases like NH₃ (and CH₄ discussed in section 5.2) as greenhouse gases was motivated by three arguments: the assumption that the early atmosphere was reducing, the apparent requirement of a reducing atmosphere for the production of organic molecules, and the widespread glaciations at the beginning of the Proterozoic. These historic arguments will be explored in the following.

[57] The view held at that time that Earth's early atmosphere was reducing is closely linked to theories of planetary formation. Earth was formed by accretion of smaller bodies (planetesimals) formed in the solar nebula [Wetherill, 1990] and may have formed a primary atmosphere from gases (predominantly hydrogen) present in the nebula. This

primary atmosphere (if present) was quickly lost, however, and the secondary atmosphere was generated by outgassing of volatiles originally contained as chemical compounds within the planetesimals [Kasting, 1993]. A few decades ago, the accretion was believed to have been slow, leading to a late formation of Earth's iron core. The iron would thus have remained in the mantle for some time and favored the formation of reducing gases that could then have accumulated in the early atmosphere.

[58] It is now believed, however, that the early atmosphere was not strongly reducing. It was already pointed out in the 1960s and 1970s that geochemical evidence for such an atmosphere is lacking [Abelson, 1966] and that a strongly reducing atmosphere of the early Earth is unlikely, since the geochemistry of the upper mantle and the crust suggest that the material was not in contact with metallic iron [Walker, 1976]. This implies a rapid formation of Earth's iron core and an oxidation state of the mantle and the atmosphere not too different from today. An additional argument in favor of a fast accretion of Earth is the early formation of the Moon ~ 4.5 Ga [Canup, 2004]. The prevailing theory for the formation of the Moon suggests that the Moon was created when a large (roughly Mars-sized) impactor hit the young Earth [Hartmann and Davis, 1975; Cameron and Ward, 1976; Canup, 2004], requiring the accumulation of a significant amount of material before the impact.

[59] The second historically common argument in favor of a reducing early atmosphere is that reducing gases appeared to be required for the formation of the building blocks of life through lightning [Orgel, 1998; Chyba, 2010]. The famous experimental demonstration that electric discharges in a strongly reducing gas mixture containing methane, ammonia, and hydrogen (then believed to resemble the early atmosphere) produce a variety of simple organic molecules [Miller, 1953; Miller and Urey, 1959] led many to believe in this scenario for the origin of prebiotic molecules. Indeed, in early papers on the faint young Sun problem Sagan and Mullen [1972, p. 55] remark that ammonia is "a very useful precursor compound for prebiological organic chemistry" and Sagan [1977, p. 224] states that "reduced atmospheric components such as NH_3 and CH_4 are required to understand the accumulation of prebiological organic compounds necessary for the origin of life."

[60] However, there are other scenarios for the production of prebiotic molecules that present viable alternatives to the Miller-Urey pathways. One possibility is that organic molecules were delivered by meteorites (in particular carbonaceous chondrites) or synthesized during impacts [Chyba and Sagan, 1992]. Another scenario for the production of biological precursor molecules relies on prebiotic chemistry taking place in deep-sea hydrothermal vents, arguably the most likely location for the origin of life anyway [Martin et al., 2008]. Finally, it should be noted that substantial amounts of organic compounds like formaldehyde (CH_2O) [Pinto et al., 1980] and hydrogen cyanide (HCN) [Abelson, 1966; Zahnle, 1986] are photochemically produced even in weakly reducing atmospheres, where the latter requires the presence of methane. It should be noted that a very low

atmospheric ammonia concentration of $\sim 10^{-8}$ required for the evolution of life [Bada and Miller, 1968] can also be maintained in an atmosphere with high concentrations in carbon dioxide [Wigley and Brimblecombe, 1981].

[61] The third frequently used argument in favor of reducing greenhouse gases like NH_3 and CH_4 is that the major "Huronian" glaciations of the planet occurring in the time interval 2.4–2.2 Ga could have been triggered by the first major rise of atmospheric oxygen (see Canfield [2005], Catling and Claire [2005], Holland [2006], and Sessions et al. [2009] for recent reviews) around the same time. The increase in atmospheric O_2 would have dramatically diminished the concentration of CH_4 and other reducing greenhouse gases like NH_3 via oxidation, resulting in global cooling [Kasting et al., 1983; Pavlov et al., 2000; Kasting et al., 2001; Kasting, 2005; Kopp et al., 2005; Haqq-Misra et al., 2008]. The relative timing of these events is obviously crucial, and it now appears that the first global glaciation occurred close to 2.4 Ga [Kirschvink et al., 2000] and thus before the Great Oxidation Event that is dated closer to 2.3 Ga and thus around the time of the second of three Huronian glaciations [Bekker et al., 2004]. Furthermore, there is evidence for an even earlier continental glaciation from glacial deposits in the Pongola Supergroup dated ~ 2.9 Ga [Young et al., 1998], although it remains unclear whether this was a global event. Distinct pulses of oxygenation associated with those glaciations might explain these findings; in any case, the argument is not as clear-cut as often suggested.

[62] Thus most of these historic arguments in favor of ammonia (and other reducing greenhouse gases) have now been put into perspective, but it remains interesting to see how much ammonia would be required to offset the faint young Sun. In their paper, Sagan and Mullen [1972] used a simple two-layer approximation to the atmosphere's energy budget to show that early Earth could have been kept warm by very low partial pressures ($p_{\text{NH}_3} = 10^{-5}$ bar) of ammonia added to an atmosphere with a total pressure of 1 bar and today's concentrations of carbon dioxide and water vapor (H_2O) as well as volume mixing ratios of 10^{-5} of methane and hydrogen sulfide (H_2S); see Figure 3. For comparison, the partial pressure of ammonia in the present-day atmosphere is only 6×10^{-9} bar [Wang et al., 1976]. The Archean Earth surface temperatures of $T_s \simeq 340$ K derived in Sagan and Mullen [1972] for their ammonia-dominated greenhouse are actually considerably above the normal freezing point of water.

[63] Despite its strong warming effect, subsequent studies of the faint young Sun problem revealed difficulties with ammonia as the dominant greenhouse gas in the Archean. Kuhn and Atreya [1979] used a more sophisticated radiative transfer model and confirmed the results of Sagan and Mullen [1972] by showing that NH_3 partial pressures larger than $p_{\text{NH}_3} = 8 \times 10^{-6}$ bar for an albedo of 0.30 and an atmosphere with a total pressure of 0.78 bar, present-day water vapor content, and a carbon dioxide partial pressure of $p_{\text{CO}_2} = 3.6 \times 10^{-4}$ bar are sufficient to keep Earth from freezing. They pointed out one significant problem, however,

which had earlier been noted by *Abelson* [1966]; using models for the photochemistry of ammonia, they demonstrated that the Sun's ultraviolet radiation (which was much more intense during the Archean; see section 2.1) would have destroyed this amount of NH_3 via photodissociation in less than a decade. They conclude that continuous outgassing of ammonia from the Earth's interior would have been required to make an NH_3 greenhouse during the Archean work.

[64] Investigating this balance between outgassing and photochemical destruction, *Kasting* [1982] estimated steady state ammonia formation rates for the early Earth and concluded that abiotic sources could have been sufficient to sustain mixing ratios of $\sim 10^{-8}$ that have been argued to be required for the evolution of life in the ocean based on the rapid decomposition of aspartic acid in the absence of ammonium (NH_4^+) and the assumption that aspartic acid is necessary for life to originate [*Bada and Miller*, 1968]. However, the ammonium resupply rates derived in *Kasting* [1982] are insufficient to provide substantial greenhouse warming.

[65] It should also be noted that ammonia is highly soluble [*Levine et al.*, 1980] and thus quickly rained out of the atmosphere and dissolved as NH_4^+ in the oceans [*Kasting*, 1982; *Walker*, 1982]. Sustaining atmospheric partial pressures of ammonia in the range required to offset the faint young Sun requires 0.1–10% of the atmospheric nitrogen to be dissolved in the ocean (C. Goldblatt, private communication, 2011).

[66] Due to these problems, ammonia had fallen out of favor as the dominant greenhouse gas in the Archean atmosphere. More recently, *Sagan and Chyba* [1997] revived the idea of an Archean ammonia greenhouse by pointing out that an early atmosphere containing nitrogen (N_2) and CH_4 would form an organic haze layer produced by photolysis. This layer would block ultraviolet radiation and thus protect NH_3 from photodissociation. Others showed, however, that the existence of such a layer would lead to an "antigreenhouse" effect because it blocks solar radiation from reaching the surface but allows thermal radiation to escape to space [*McKay et al.*, 1991, 1999]. High humidity has been shown in experimental studies to further enhance this cooling effect of aerosols [*Hasenkopf et al.*, 2011]. Furthermore, the size distribution of the haze particles could have limited the layer's shielding function against solar ultraviolet radiation [*Pavlov et al.*, 2001], although laboratory experiments suggest particle sizes that make the haze optically thick in the ultraviolet yet optically thin in the optical [*Trainer et al.*, 2006].

[67] The ammonia story took an unexpected turn recently, when *Ueno et al.* [2009] suggested that carbonyl sulfide (OCS) at parts per million volume (ppmv) levels could explain the distribution of sulfur isotopes in geological samples from the Archean and could shield NH_3 against ultraviolet radiation. Detailed photochemical modeling shows, however, that such high concentrations of OCS are unlikely because OCS is rapidly photodissociated in the absence of ultraviolet shielding by ozone [*Domagal-Goldman et al.*, 2011].

[68] As an additional argument against the cooling effects of haze layers, *Wolf and Toon* [2010] demonstrated in a general circulation model with size-resolved aerosols that the fractal structure of the aerosol particles forming the haze drastically diminishes the antigreenhouse effect. Such fractal particles give a good fit to the albedo spectrum of Titan, the largest moon of Saturn, which has a dense atmosphere with an opaque organic haze layer [*Danielson et al.*, 1973; *Rages and Pollack*, 1980, 1983; *McKay et al.*, 1991]. In addition, *Hasenkopf et al.* [2011] showed that the aerosol particles in the haze could have led to the formation of short-lived and optically thin clouds with a lower albedo than today's clouds, hence decreasing their cooling and increasing their warming effect. (Note, however, that cloud effects alone are insufficient to effectively counteract the faint young Sun; see section 6.)

[69] In summary, ammonia may not be completely out of the game as a possible solution of the faint young Sun problem after all, although potential problems with the haze shielding and the high solubility of ammonia appear to make CH_4 and CO_2 more likely candidates.

5.2. Methane

[70] Given the problems with ammonia as a greenhouse gas in the Archean, some researchers turned to CH_4 as a potential warming agent for the Archean climate.

[71] The main advantage of methane as compared to ammonia discussed in section 5.1 above is that CH_4 is photolyzed considerably slower than NH_3 , because it requires ultraviolet light of much shorter wavelengths ($\lesssim 145$ nm) where the Sun emits less radiation. Indeed, photochemical models show that even under the more intense ultraviolet radiation emitted by the young Sun, the lifetime of CH_4 in a terrestrial atmosphere low in CO_2 is of the order of 10^3 to 10^4 years [*Zahnle*, 1986], in contrast to less than 10 years for NH_3 .

[72] There are two effects constraining the allowed parameter space for a methane greenhouse on the early Earth, though. First, depending on the assumed atmospheric methane partial pressure, a contribution from other greenhouse gases to the warming will be required, with carbon dioxide being the most natural choice. As discussed in section 5.3 below, geochemical data from ancient paleosols set an upper limit to the atmospheric carbon dioxide partial pressure of at most $p_{\text{CO}_2} < 0.03$ bar during the Late Archean. Scenarios with low methane partial pressures could be in conflict with this constraint, unless other forcings contribute to warming.

[73] Second, photochemical models show that an organic haze starts to form at high CH_4/CO_2 ratios [*Kasting et al.*, 1983]. As discussed above, an organic haze layer exhibits an antigreenhouse effect because it reflects solar radiation back into space while being transparent to outgoing infrared radiation [*McKay et al.*, 1991, 1999]. This haze would thus cool the planet, effectively limiting the greenhouse warming achievable by methane in the early atmosphere. Earlier photochemical modeling indicated that organic haze should form in the primitive atmosphere at CH_4/CO_2 ratios larger than 1 [*Zahnle*, 1986; *Pavlov et al.*, 2001]. Recent laboratory

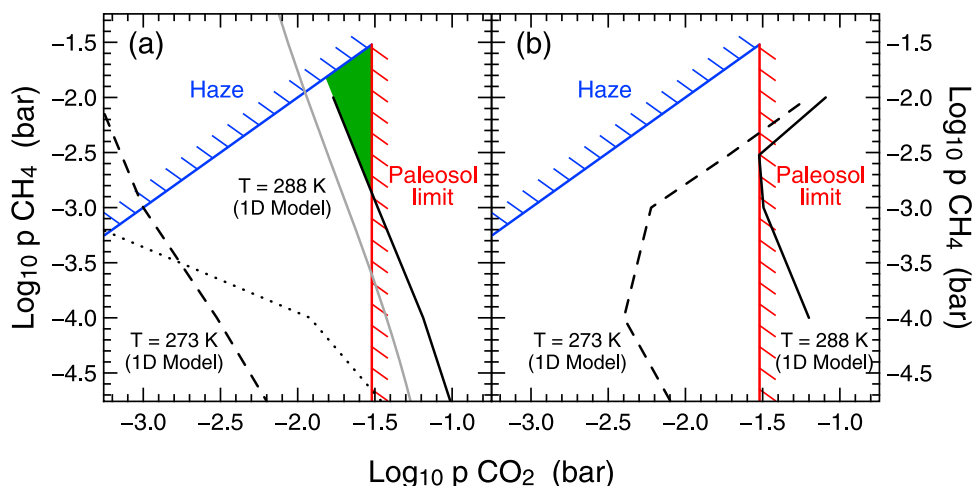


Figure 4. Parameter space for a Late Archean methane greenhouse. (a) The solid black line shows the methane and carbon dioxide partial pressures required to sustain a global average surface temperature $T = 288$ K based on the model calculations for a CH_4 - CO_2 - H_2O greenhouse at 1 bar total pressure and a solar luminosity of $0.8 L_\odot$ corresponding to a time 2.8 Ga [Haqq-Misra *et al.*, 2008]; the dashed line indicates the partial pressures for $T = 273$ K. Earlier model calculations for $T = 288$ K are also shown: the results from Kiehl and Dickinson [1987] are indicated by the gray line and the erroneous results from Pavlov *et al.* [2000] are indicated by the dotted line. The limit of haze formation is indicated in blue, and the paleosol upper limit on the CO_2 partial pressure is indicated in red. The small green triangle shows the possible parameter space for greenhouse warming sufficient to prevent global glaciation given the constraints from haze formation and paleosol geochemistry. (b) Same as Figure 4a but for model calculations explicitly taking into account additional warming by C_2H_6 and cooling by organic haze [Haqq-Misra *et al.*, 2008]. A total atmospheric pressure $p = 1$ bar is assumed when converting from volume mixing ratios to partial pressures.

experiments [Trainer *et al.*, 2004, 2006] suggest that haze could start to form at even lower mixing ratios of ~ 0.2 – 0.3 . Note, however, that the fractal nature of haze particles already discussed in the context of a possible shielding of ammonia from ultraviolet radiation could have limited the antigreenhouse effect of the haze layer [Wolf and Toon, 2010].

[74] Moreover, laboratory experiments show that enhanced concentrations of up to 15% of hydrogen (H_2) decrease the amount of haze formed in a CO_2 -rich atmosphere and thus limit the antigreenhouse effect while providing sufficient warming for the Archean Earth [DeWitt *et al.*, 2009]. The amount of hydrogen in the early atmosphere is determined by the balance between volcanic outgassing and hydrogen escape to space. Conventional wisdom suggests that hydrogen escape on early Earth is limited by upward diffusion [Hunten, 1973; Walker, 1977], resulting in atmospheric hydrogen mixing ratios of the order of 10^{-3} . It has been argued, however, that in the anoxic early atmosphere temperatures at the base of exosphere (the outermost atmospheric layer) would have been much lower, resulting in considerably slower hydrogen escape and thus larger hydrogen mixing ratios [Watson *et al.*, 1981; Tian *et al.*, 2005]. Tian *et al.* [2005] estimated molecular hydrogen mixing ratios of up to 30% in the early atmosphere. This notion of a hydrogen-rich early atmosphere remains controversial, however [Catling, 2006; Tian *et al.*, 2006], and should be investigated with photochemistry models that are more appropriate than the models used so far. It is also unclear whether such a large

hydrogen inventory would be maintained in the presence of methanogenic bacteria that consume hydrogen in their metabolism.

[75] But how much methane would be required to warm the Archean atmosphere, and how does this compare to the constraints from paleosols and haze formation? Kiehl and Dickinson [1987] were the first to calculate the potential contribution of methane to an Archean CO_2 greenhouse (see Figure 4a). According to their calculations, CO_2 partial pressures of $p_{\text{CO}_2} \sim 0.1$ bar and $p_{\text{CO}_2} \sim 0.03$ bar would be sufficient to reach average surface temperatures similar to today for the Early and Late Archean, respectively, when methane at a mixing ratio of 10^{-4} is present in the atmosphere. These values for the carbon dioxide partial pressure are about a factor of ~ 3 lower than without methane, see the discussion in section 5.3.

[76] Quite a bit of confusion has been caused by the subsequent study by Pavlov *et al.* [2000] that reported considerably stronger warming in a Late Archean methane greenhouse as compared to Kiehl and Dickinson [1987], in particular at higher methane partial pressures (see Figure 4a). Unfortunately, these results were due to an error in the radiative transfer code, and revised calculations [Haqq-Misra *et al.*, 2008] show a methane warming that is actually smaller (at a given methane concentration) than the earlier calculations by Kiehl and Dickinson [1987]. These model calculations are compared to the constraints from haze formation and geochemistry of paleosols in Figure 4a, leaving only a small triangle in the $\log p_{\text{CH}_4} - \log p_{\text{CO}_2}$

parameter space where sufficient warming can be provided without cooling by organic haze and without conflict with the paleosol constraints on p_{CO_2} . Note that, depending on temperature, the upper limits on carbon dioxide partial pressure could be even lower (see Figure 6 and the discussion below). It is less clear how tight the constraint from haze formation is in reality as, on the one hand, haze could be formed at even lower CH_4/CO_2 mixing ratios [Trainer *et al.*, 2004, 2006] but could exhibit a decreased anti-greenhouse effect due to the fractal nature of the aerosol particles forming the haze layer [Wolf and Toon, 2010]; see the discussion in section 5.1 above.

[77] The recent model calculations by Haqq-Misra *et al.* [2008] taking into account the antigreenhouse effect of (nonfractal) organic haze (which starts to form at CH_4/CO_2 mixing ratios of ~ 0.1 in their model, in agreement with the laboratory results discussed above) and additional warming by ethane (C_2H_6) are shown in Figure 4b. According to these simulations, a Late Archean CO_2 - CH_4 solution to the faint young Sun problem appears to be more complicated than previously thought because organic haze formation sets in at higher methane partial pressures while high carbon dioxide partial pressures are ruled out by paleosol constraints, yielding insufficient warming to explain the absence of glaciation in the Late Archean. This strongly depends on the still somewhat obscure properties of organic haze layers in the early atmosphere, however, and other gases besides CO_2 and CH_4 might have contributed to the warming.

[78] Finally, although methane is considerably more stable than ammonia, it is continuously depleted by photolysis and reactions with hydroxyl (OH) radicals. Thus it is interesting to ask what constraints on Archean methane fluxes and atmospheric concentrations can be derived.

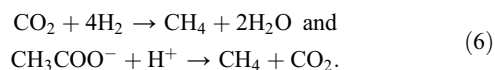
[79] Before discussing estimates of atmospheric methane concentrations during the Archean, we take a brief look at the methane budget of today's atmosphere. The methane concentration in the present-day atmosphere is about 1.8 ppmv, having increased from ~ 0.7 ppmv in preindustrial times due to anthropogenic methane emissions from agriculture and industrial processes [Forster *et al.*, 2007]. Methane sources today amount to a methane flux of about 600 Tg yr^{-1} ($1 \text{ Tg} = 10^{12} \text{ g}$) [Denman *et al.*, 2007]. In the literature, estimates for Archean methane fluxes are often compared to this present-day flux (frequently and inaccurately even called the "current biological flux"). This is of course a valid order-of-magnitude comparison in principle, but it should be kept in mind that more than 60% of today's methane flux is from anthropogenic sources (including industrial processes and emissions related to fossil fuels), and about 90% of the remaining natural flux originates from ecosystems that were not present during the Archean, i.e., wetlands, termites, wild animals, and wildfires [Denman *et al.*, 2007].

[80] Today, methane is predominantly produced biologically. In the Archean, three sources of methane have contributed to the atmospheric budget: impacts from space, geological sources, and anaerobic ecosystems [Kasting, 2005]; see Figure 5 for an overview.

[81] Very high methane fluxes from cometary impacts of $\geq 500 \text{ Tg yr}^{-1}$ at 3.5 Ga and $\geq 5000 \text{ Tg yr}^{-1}$ at 3.8 Ga have been estimated by Kress and McKay [2004] based on impact rates derived in Chyba [1990]. However, more modest CH_4 production rates appear more likely. Kasting [2005] estimates an methane flux from impacts at the beginning of the Archean 3.8 Ga of $\sim 20 \text{ Tg yr}^{-1}$. Using the nonlinear relation between methane source flux and atmospheric concentration based on photochemical modeling given in Kasting [2005] and based on Pavlov *et al.* [2001], this corresponds to a volume mixing ratio ~ 7 ppmv.

[82] The order of magnitude of geological methane sources in the Archean can be derived from the present-day abiogenic methane flux. The current flux from mineral alteration at mid-ocean ridges, emissions from volcanoes, and geothermal sources based on the most recent data has been estimated to be $\sim 2.3 \text{ Tg yr}^{-1}$ [Emmanuel and Ague, 2007], sufficient to sustain ~ 1 ppmv according to Kasting [2005]. In the Early Archean, this flux could have been a factor of 5 to 10 larger due to the faster creation of seafloor on early Earth [Kasting, 2005], resulting in an atmospheric mixing ratio of ~ 7 ppmv.

[83] Therefore, low concentrations of the order of 10 ppmv of methane in the atmosphere could have been sustained from abiogenic sources in the Early Archean. Later in time, after the origin of life and before the first major rise in atmospheric oxygen, much larger methane concentrations can be achieved from biological sources. Biological methane production today is accomplished by methanogenic bacteria (or methanogens for short) that are believed to have arisen very early in the evolution of life [Woese and Fox, 1977]. Their metabolism is based on a variety of metabolic pathways [Thauer, 1998]. The two most important net reactions are



[84] Assuming that methanogens converted most of the hydrogen available in the atmosphere [Kral *et al.*, 1998; Kasting *et al.*, 2001] and using an estimated hydrogen mixing ratio of $(1-2) \times 10^{-3}$, Archean methane mixing ratios of 500–1000 ppmv could be plausible. More elaborate simulations with a coupled photochemistry-ecosystem model essentially confirm these early estimates, with atmospheric methane mixing ratios in the range 100–1000 ppmv for reasonable atmospheric hydrogen fractions [Kharecha *et al.*, 2005]. It should be noted that our understanding of Archean ecosystems is naturally rather limited, so these estimates should be taken with a grain of salt.

[85] Nevertheless, from these arguments one can conclude that methane mixing ratios in the Archean atmosphere of up to 1000 ppmv appear plausible; see Figure 5. Comparing this to the results from climate model simulations for the Late Archean presented in Figure 4, it is obvious that these are insufficient to provide enough warming given the paleosol constraints on carbon dioxide partial pressures during that time. Even if higher methane fluxes should have been achieved, haze formation limits the warming in a Late

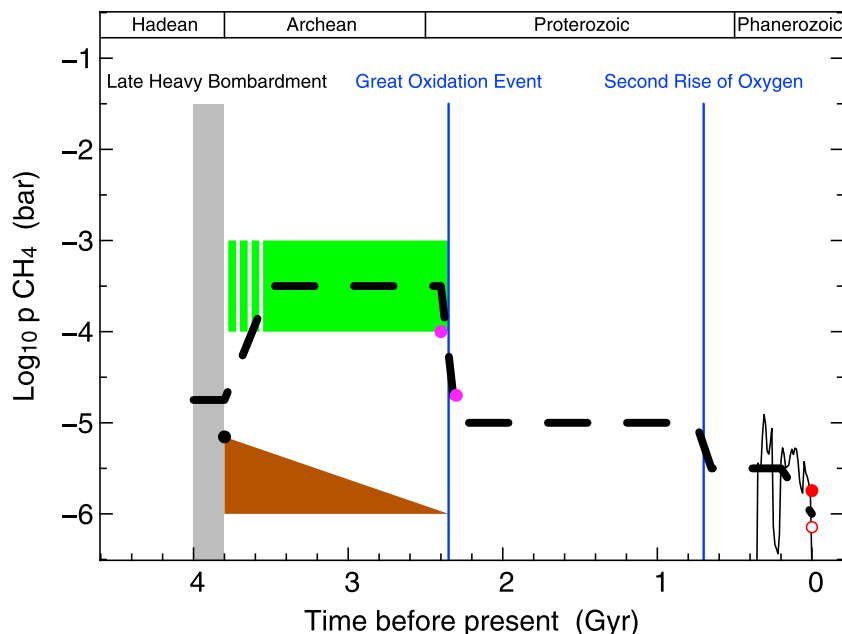


Figure 5. Estimates for the methane partial pressure in the atmosphere in various epochs in Earth's history. The period of frequent impacts during the Late Heavy Bombardment is shown in gray, with the estimate for methane produced in impacts by *Kasting* [2005] as a black circle. The green area indicates the range based on estimates of biological methane fluxes during the Archean [*Kasting*, 2005]. The brown triangle shows the contribution from abiogenic sources based on the present-day estimate of *Emmanuel and Ague* [2007], including a possible increase up to a factor of 10 in earlier times due to faster creation of seafloor [*Kharecha et al.*, 2005]. The decrease with time is not based on any detailed model but only intended to give a rough indication of this possibility. Estimates for atmospheric methane content from a model of the Great Oxidation Event are indicated in magenta [*Goldblatt et al.*, 2006]. Phanerozoic CH_4 concentrations estimated in *Berling et al.* [2009] are represented by the thin black line. Finally, the preindustrial and present-day methane partial pressures are shown as open and filled red circles, respectively [*Forster et al.*, 2007]. The thick black dashed line is a highly idealized sketch of Earth's methane history based on these estimates. Methane fluxes have been converted to atmospheric mixing ratios using the relation shown in *Kasting* [2005], and a total pressure $p = 1$ bar is assumed for the conversion from volume mixing ratios to partial pressure values.

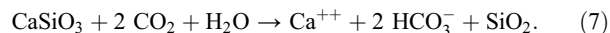
Archean methane greenhouse, although this depends on the details of organic haze formation and the properties of the particles within the haze layer; see the discussion above. Note that the production of haze is self-limiting, as more haze would cool the climate and thus reduce the amount of methane produced by methanogens [*Domagal-Goldman et al.*, 2008].

[86] In summary, it remains unclear whether methane could have provided sufficient warming at least for the Late Archean, but a solution of the faint young Sun problem based on methane certainly appears to be considerably more complicated than previously thought.

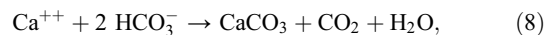
5.3. Carbon Dioxide

[87] Due to the increasing amounts of arguments against a strongly reducing early atmosphere [*Walker*, 1976], carbon dioxide was suggested early on as the dominant greenhouse gas counteracting the faint young Sun on Earth [*Owen et al.*, 1979; *Walker et al.*, 1981; *Kuhn and Kasting*, 1983; *Kasting et al.*, 1984; *Kasting and Ackerman*, 1986; *Kasting*, 1987] and Mars [*Cess et al.*, 1980]. Carbon dioxide is an attractive solution to the faint young Sun problem in the sense that the

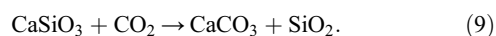
long-term evolution of the atmospheric carbon dioxide concentration is controlled by the inorganic carbon cycle, part of an important negative feedback loop that stabilizes Earth's climate on geological timescales [*Walker et al.*, 1981; *Berner et al.*, 1983]. The inorganic carbon cycle removes CO_2 from the atmosphere via silicate weathering according to the reaction



(For illustrative purposes the silicate mineral wollastonite, CaSiO_3 , is taken here to represent all silicate rock.) The products of this reaction are transported by rivers to the oceans, where they are (biotically or abiotically) converted into calcium carbonate (CaCO_3):



resulting in the net formula for the so-called Urey silicate-weathering reaction



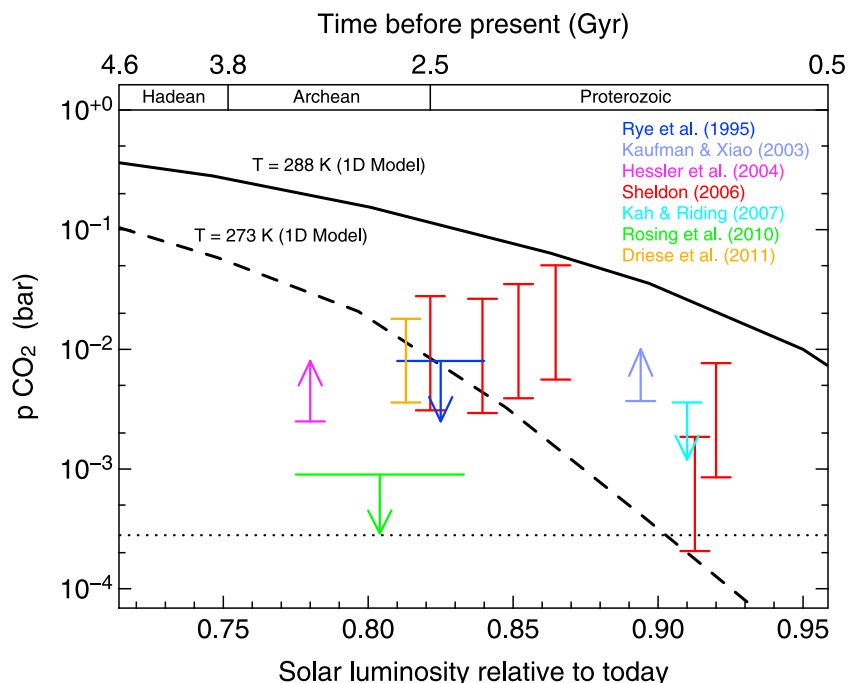


Figure 6. Comparison of empirical estimates of carbon dioxide partial pressures during the Precambrian and climate model results for an average global surface temperature of 288 K assumed to be required to prevent global glaciation as a function of relative solar luminosity (solid black line). The results for a global mean temperature of 273 K are indicated by the dashed black line. Calculations are based on a one-dimensional radiative-convective climate model [von Paris *et al.*, 2008]. Geochemical estimates for atmospheric CO₂ partial pressures at different epochs are indicated [Rye *et al.*, 1995; Hessler *et al.*, 2004; Sheldon, 2006; Rosing *et al.*, 2010; Driese *et al.*, 2011]; see the text for details. A temperature of 298 K is assumed in case an explicit dependence of the estimates on environmental temperature is available. In addition to the Archean and Paleoproterozoic estimates, four Mesoproterozoic estimates are shown for comparison: a lower limit derived from a carbon isotope analysis of microfossils dating back 1.4 Ga [Kaufman and Xiao, 2003], a ~ 1.2 Ga upper limit inferred from *in vivo* experiments of cyanobacterial calcification [Kah and Riding, 2007], and two estimates from Sheldon [2006]. The dotted line shows the preindustrial CO₂ partial pressure of 2.8×10^{-4} bar. The conversion from solar luminosity (bottom scale) to age (top scale) follows the approximation given in equation (1). Modified and updated after Kasting [2010].

[88] This precipitated calcium carbonate is then partly deposited in sediments at the bottom of the oceans. The sediments on the seafloor are then transported via the motions of plate tectonics. At subduction zones, most of the carbon dioxide is returned to the atmosphere via arc volcanism, while some is incorporated into the Earth's mantle, depending on the composition of the sediments and temperature [Kerrick and Connolly, 2001; Stern, 2002]. Quite remarkably, the basic principles of the inorganic carbon cycle were already discovered by several scientists in the 19th century (see Berner [1995] and Berner and Maasch [1996] for discussions of this early history of ideas about the inorganic carbon cycle).

[89] The silicate-weathering cycle is part of a negative feedback loop because the weathering rate removing CO₂ from the atmosphere increases with growing atmospheric CO₂ concentrations and rising temperatures (and vice versa), while the volcanic emission of CO₂ can be assumed to be roughly constant over geological time (when averaged over sufficiently long timescales to suppress the large variations caused by individual eruptions) or possibly decreasing over

time governed by changes in geothermal heat flow and volcanic activity.

[90] Following the initial work on carbon dioxide in the Archean atmosphere, one-dimensional radiative-convective climate models were used to estimate the amount of CO₂ necessary to keep Earth from freezing (see also Figure 6). For solar luminosities of $L = 0.75 L_{\odot}$ representative for the Early Archean, these models suggest that carbon dioxide partial pressures of $p_{\text{CO}_2} \approx 0.3$ bar (or more than 1000 times the preindustrial value of $p_{\text{CO}_2} \approx 0.00028$ bar) are required to reach global average surface temperatures similar to today, i.e., $T_s \approx 288$ K, whereas partial pressures of $p_{\text{CO}_2} \approx 0.1$ bar (about 300 times the present-day value) are sufficient for the Late Archean [Owen *et al.*, 1979; Kasting *et al.*, 1984; Kiehl and Dickinson, 1987; von Paris *et al.*, 2008].

[91] A temperature of 288 K would presumably correspond to a world with small ice caps similar to our present climate, the limit of complete freezing is often set at a mean surface temperature of 273 K, the freezing point of water. Carbon dioxide values required to reach this temperature are

typically $p_{\text{CO}_2} \approx 0.06$ bar (or about 200 times preindustrial levels) for the Early Archean and $p_{\text{CO}_2} \approx 0.01$ bar (roughly 30 times preindustrial levels) for the Late Archean, respectively. These numbers are generally interpreted as lower limits, since the ice-albedo feedback (and many other factors) are not adequately considered in these calculations, but note that some studies [e.g., *Kasting*, 1987, 1993] crudely account for the ice-albedo feedback effect by requiring a minimum mean surface temperature of 278 K based on recent glaciations, thus yielding higher CO_2 concentrations than the ones reported for 273 K mean surface temperature reported above (0.1 bar and 0.03 bar CO_2 partial pressure for the beginning and end of the Archean, respectively).

[92] Note that the inorganic carbon cycle operates on very long timescales, so the question arises of whether such high carbon dioxide concentrations are sufficient to stabilize the climate in the Archean. The timescales for increasing the atmospheric CO_2 concentration due to faster rates of volcanic outgassing and/or slower rates of weathering ($\sim 10^5$ years) are much longer than the ones for the formation of snow and ice (~ 1 year), so any transient cooling would lead to global glaciation [*Caldeira and Kasting*, 1992]. It has been further suggested that the formation of highly reflective CO_2 clouds in the atmosphere could make this glaciation irreversible. Carbon dioxide ice clouds scatter solar radiation and thus raise the albedo, but they were assumed to be nearly transparent to thermal radiation. They were therefore expected to cool the planet [*Kasting*, 1991]. This would be true if the clouds were composed of particles smaller than a few micrometers in size, but larger particles can be expected in such clouds that then would scatter infrared radiation very effectively and thus result in a net warming effect [*Forget and Pierrehumbert*, 1997], provided that they are not low and optically thick [*Mischna et al.*, 2000].

[93] However, carbon dioxide as the dominant greenhouse gas offsetting the faint early Sun has been criticized on two grounds. First, it has been argued that the removal of atmospheric carbon dioxide during the Archean was dominated by the flow of carbon into the mantle via the subduction of carbonated seafloor on a tectonically more active Earth rather than silicate weathering [*Sleep and Zahnle*, 2001]. This would constantly diminish the atmospheric reservoir of CO_2 , thus decreasing its warming effect on the Archean climate. This may not be a major problem for the notion of carbon dioxide as main warming agent during the Archean, however, since at low CO_2 levels (and in the absence of other greenhouse gases) the flow of carbon dioxide from the atmosphere to the ocean is limited by the ice cover on the oceans.

[94] Second, and most importantly, geochemical analysis of paleosols and banded iron formations provides constraints on the atmospheric CO_2 concentration during the Late Archean to values much lower than required to solve the faint young Sun problem; see Figure 6. *Rye et al.* [1995] used the absence of siderite (FeCO_3) and a thermodynamic model for the mineral assemblage in 2.2–2.75 Gyr old paleosols to establish an upper limit of about 100 times present-day levels. During anoxic weathering of basalt, iron

is washed out of the upper layers of soils and either transferred to the groundwater or precipitated within the mineral assemblage. At high CO_2 partial pressures, siderite would be expected to be found in the lower parts; at low CO_2 levels the iron would be precipitated in the form of iron silicates. Siderite is absent from all of the paleosols older than 2.2 Gyr, however, whereas other iron-rich minerals are found, suggesting low atmospheric CO_2 levels during the Late Archean and Early Proterozoic.

[95] Conflicting evidence for a CO_2 -rich atmosphere during the Archean and Early Proterozoic based on the occurrence of siderite in banded iron formations [*Ohmoto et al.*, 2004] (also see reply by H. Ohmoto and Y. Watanabe (Palaeoclimatology: Archean paleosols and Archean air (reply), doi:10.1038/nature0316, 2004) was convincingly challenged [*Sheldon*, 2006] (also see brief communications arising from *Ohmoto et al.* [2004] by J. F. Kasting (Palaeoclimatology: Archean atmosphere and climate, doi:10.1038/nature03166, 2004) and N. H. Sleep (Palaeoclimatology: Archean paleosols and Archean air, doi:10.1038/nature03167, 2004)).

[96] Slightly larger values for the CO_2 levels in the Early Proterozoic were later derived by *Sheldon* [2006] from an improved model relying on the mass balance of weathering rather than the thermodynamic argument used in *Rye et al.* [1995], yielding a range of $p_{\text{CO}_2} \sim 0.003$ –0.03 bar for three samples of ~ 2.2 Gyr old paleosols, and values in a similar range for samples with ages from 2.5 to 1.8 Gyr. Applying the same method to a Late Archean paleoweathering profile dated at 2.69 Ga yields a range of CO_2 partial pressures $p_{\text{CO}_2} \sim 0.004$ –0.02 bar [*Driese et al.*, 2011], consistent with the results obtained by *Rye et al.* [1995] and *Sheldon* [2006].

[97] An even lower upper limit for the CO_2 partial pressure in the Archean atmosphere was derived by *Rosing et al.* [2010]. In this paper, the authors argue that the coexistence of siderite and magnetite (Fe_3O_4) in Archean banded iron formations constrain the atmospheric carbon dioxide concentration to only about 3 times the present-day level [see also *Mel'nik*, 1982; *Kasting*, 2010]. Note, however, that there is some controversy whether the formation of these minerals occurred in thermodynamic equilibrium with the atmosphere-ocean system (also see brief communications arising from *Rosing et al.* [2010] by N. Dauphas and J. F. Kasting (Low p_{CO_2} in the pore water, not in the Archean air, doi:10.1038/nature09960, 2011) and C. T. Reinhard and N. J. Planavsky (Mineralogical constraints on Precambrian p_{CO_2} , doi:10.1038/nature09959, 2011) and reply by M. T. Rosing et al. (Rosing, Bird, Sleep & Bjerrum reply, doi:10.1038/nature09962, 2011)). Indeed it is likely that a considerable fraction of these minerals were formed during diagenesis rather than in the supernatant water column and that the conversion of magnetite to siderite was limited by the rate of supply of organic matter rather than CO_2 . The simultaneous occurrence of siderite and magnetite in banded iron formations might thus not provide any strong constraints on atmospheric CO_2 partial pressure after all. The results published in *Rosing et al.* [2010] are also in conflict with lower limits derived from weathering rinds on 3.2 Gyr old river gravels for which the presence of iron-rich

carbonates requires CO₂ partial pressures of about 10 times preindustrial levels for the same environmental temperature of 298 K as in the *Rosing et al.* [2010] study [*Hessler et al.*, 2004].

[98] Despite the uncertainties discussed above, geochemical data therefore suggest that CO₂ partial pressures were likely smaller than a few hundred times preindustrial levels in the Late Archean and Early Proterozoic, meaning that carbon dioxide alone would most likely have been unable to provide enough warming during these times (see again Figure 6). In this context it should be kept in mind that all modeling studies that determine the CO₂ limit necessary to warm the early Earth rely on one-dimensional models neglecting many important feedback mechanisms like the ice-albedo feedback. A further complication arises from uncertainties in radiative transfer calculations for atmospheres rich in carbon dioxide [*Halevy et al.*, 2009; *Wordsworth et al.*, 2010]. The problem arises because the wings of absorption line profiles and the parameters governing the continuum absorption of CO₂ are poorly constrained by empirical data for the high CO₂ partial pressures used in calculations of the faint young Sun problem. *Wordsworth et al.* [2010], for example, suggest that the radiative transfer calculations used in many earlier studies overestimate the CO₂ absorption in the early atmosphere when compared to a parametrization that most accurately reflects presently available data.

[99] It therefore remains to be seen whether carbon dioxide concentrations in agreement with geochemical evidence are sufficient to offset the faint young Sun.

5.4. Other Greenhouse Gases

[100] Other greenhouse gases have been suggested to contribute to warming early Earth. For example, C₂H₆ is expected to form in an atmosphere containing methane and exposed to ultraviolet radiation [*Haqq-Misra et al.*, 2008]. It has been shown that ethane can contribute to an Archean greenhouse [*Haqq-Misra et al.*, 2008], although the effect is not large as can be seen in Figure 4. Warming by nitrous oxide (N₂O) has been suggested [*Buick*, 2007], but N₂O is rapidly photodissociated in the absence of atmospheric oxygen [*Roberson et al.*, 2011], making it an unviable option for the Archean. Furthermore, OCS at ppmv levels has the potential to offset the faint young Sun [*Ueno et al.*, 2009], but it appears very unlikely that OCS concentrations higher than parts per billion volume (ppbv) level could have been maintained due to photodissociation losses [*Domagal-Goldman et al.*, 2011].

[101] Although nitrogen is not a greenhouse gas in itself, a higher partial pressure of atmospheric nitrogen during the Archean would amplify the greenhouse impact of other gases by broadening of absorption lines [*Goldblatt et al.*, 2009]. Despite the fact that this additional warming is partly compensated by increased Rayleigh scattering of short-wave radiation [*Halevy et al.*, 2009], model calculations show that it could cause a warming by 4.4°C for a doubling of the N₂ concentration [*Goldblatt et al.*, 2009]. Nitrogen outgassed quickly on early Earth, so the atmospheric nitrogen content likely equaled at least the present-

day value. Since all nitrogen in the mantle today must have been processed through the atmosphere, the reservoirs in the crust and mantle appear sufficiently large to explain higher atmospheric concentrations and thus a warmer Archean [*Goldblatt et al.*, 2009]. Note that a recent study of fossil raindrop imprints limits total air density 2.7 Ga to less than twice today's level, with the most likely value similar to the present-day density [*Som et al.*, 2012].

5.5. Summary

[102] In summary, an enhanced greenhouse effect arguably still seems the most likely solution to the faint young Sun problem. Carbon dioxide and methane are the most obvious candidates, although they could face severe difficulties in terms of geochemical constraints and low production rates, respectively, and their respective contribution remains uncertain. Ammonia appears less likely than CO₂ and CH₄ because it would have to be shielded against photodissociation by ultraviolet radiation and because it would be washed out by rain.

[103] A final assessment of greenhouse gas warming in the early atmosphere, however, is complicated by uncertainties in the radiative transfer functions and the lack of spatially resolved and fully coupled climate models for the early Earth comprising the full range of feedbacks in the Earth system. Finally, other climatic factors like changes in cloud cover could in principle at least have contributed to a warming of the Archean Earth.

6. CLOUDS IN THE ARCHEAN ATMOSPHERE

[104] Clouds exhibit two competing effects on the climate. On the one hand, clouds, and in particular low clouds, reflect solar radiation back into space, thus increasing the albedo and cooling the climate. On the other hand, the water vapor within the clouds absorbs and reemits long-wave radiation from the surface and hence warms the planet (see, e.g., *Schneider* [1972, and references therein], as well as *Stephens* [2005], for a recent review).

[105] The warming effect of a decreased cloud cover (resulting in a lower albedo and hence an increase in absorbed solar radiation) on the early atmosphere has been suggested as a possible offset to the faint young Sun as part of a negative feedback loop in which lower temperatures decrease (low-level) cloudiness due to a reduction in convective heating and thus increase the amount of absorbed solar radiation, counteracting the initial cooling [*Henderson-Sellers*, 1979; *Rossow et al.*, 1982]. This hypothesis has been considered an unlikely solution for the faint young Sun problem for a long time, however, because the early Earth was believed to be even warmer than today (presumably resulting in a higher cloud cover due to increased evaporation and thus higher reflectivity of the atmosphere), although more recent studies indicate a more temperate Archean climate (see the discussion in section 2.3). In any case, the precise effect of cloud feedback for warming or cooling the early Earth remains uncertain. More recently, *Rosing et al.* [2010] argued that the Archean was characterized by larger cloud droplets and shorter cloud lifetimes, effectively

lowering the planetary albedo. Their argument is based on the presumption that the majority of cloud condensation nuclei is composed of biologically produced dimethyl sulfide (DMS, $(\text{CH}_3)_2\text{S}$) and that DMS is produced by eukaryotes only. However, both these assumptions have been challenged (see brief communication arising from *Rosing et al.* [2010] by C. Goldblatt and K. J. Zahnle (Faint young Sun paradox remains, <http://www.nature.com/nature/journal/v474/n7349/full/nature09961.html>, 2011)).

[106] It has been hypothesized that a decrease in the cosmic ray flux due to the stronger solar wind of the young Sun would decrease cloudiness and thus provide additional warming to early Earth [*Shaviv*, 2003]. For the present-day climate, however, the cosmic ray hypothesis could not be verified using satellite observations of cloud cover [e.g., *Kristjánsson et al.*, 2008; *Gray et al.*, 2010].

[107] The most comprehensive assessment of the effects of clouds on the early Earth's climate has recently been undertaken by *Goldblatt and Zahnle* [2011]. They find that removing all low clouds (which increase the albedo, but not the greenhouse effect) yields a forcing of $\Delta F = 25 \text{ W m}^{-2}$ and thus only about half the climate forcing required to offset the faint early Sun ($\Delta F \approx 60 \text{ W m}^{-2}$ and $\Delta F \approx 40 \text{ W m}^{-2}$ for the Early and Late Archean, respectively), while more realistic reductions of low cloud cover result in forcings of $\Delta F = 10\text{--}15 \text{ W m}^{-2}$.

[108] In contrast to a diminished cooling effect of low clouds, a stronger warming due to more thin, high clouds could also contribute to a warming of the Archean atmosphere. Indeed, such an effect has been investigated in the context of climate models of an ozone-free atmosphere [*Jenkins*, 1995a, 1995b, 1999]. Both photochemical models [*Kasting et al.*, 1979] and the discovery of mass-independent fractionation of sulfur isotopes in rocks older than 2.45 Ga [*Farquhar et al.*, 2000] suggest that the oxygen concentration in the early atmosphere was very low until 2.3–2.4 Ga [*Pavlov and Kasting*, 2002; *Bekker et al.*, 2004], and the Earth hence lacked an ozone layer. In model experiments, removal of ozone (under present-day boundary conditions) yields a warming of 2°C globally due to an increase in long-wave cloud radiative forcing [*Jenkins*, 1995a, 1995b, 1999]. The increase in warming in these simulations is due to the lower temperature in the upper troposphere and lower stratosphere, leading to higher relative humidity and thus increased high cloud cover, in particular in higher latitudes.

[109] *Rondanelli and Lindzen* [2010] focus on the warming effect of high clouds as well, and suggest that thin cirrus clouds in the tropics could be sufficient to offset the low solar luminosity. This hypothesis is based on the “iris mechanism” [*Lindzen et al.*, 2001] suggesting a decrease of tropical cirrus clouds with increasing temperature, effectively a negative feedback in the present-day Earth system. This hypothetical mechanism has been extensively challenged in the literature since no evidence for such an effect could be found in several satellite data sets [*Chambers et al.*, 2002; *Fu et al.*, 2002; *Hartmann and Michelsen*, 2002; *Lin et al.*, 2002].

[110] Independent of the question whether the *Rondanelli and Lindzen* [2010] hypothesis appears likely, its effects on the energy balance can be investigated to estimate its potential importance. Similar to their assessment of the warming by a decreased low cloud cover, *Goldblatt and Zahnle* [2011] find that compensating for the reduced solar luminosity by enhancing high cloud cover (which adds to the greenhouse effect) is only possible with full cover of high clouds that are unrealistically thick and cold. Offsetting the faint young Sun would require climate forcings of $\Delta F \approx 60 \text{ W m}^{-2}$ and $\Delta F \approx 40 \text{ W m}^{-2}$ for the Early and Late Archean, respectively. High clouds can provide a forcing of $\Delta F = 50 \text{ W m}^{-2}$ if they cover the whole globe and are made 3.5 times thicker and 14 K colder than conventional wisdom suggests. More realistic forcings from high clouds during the Archean are estimated to be 15 W m^{-2} only and thus insufficient to offset the lower solar luminosity [*Goldblatt and Zahnle*, 2011].

[111] Hence it appears unlikely that any cloud effect alone can resolve the faint young Sun problem, although their feedback—positive or negative—certainly plays an important role and should be considered in any assessment of the Archean climate. The same is true for other factors influencing the climate on early Earth like its faster rotation and (potentially) smaller continental area.

7. ROTATIONAL AND CONTINENTAL EFFECTS ON EARLY EARTH

7.1. Rotation and Obliquity

[112] In modern times, Earth rotates once every ≈ 24 h around its axis that is tilted at $\approx 23.5^\circ$ against the ecliptic (Earth's orbital plane). Although neither variations of the axial tilt (obliquity) nor of the rotation period directly affect the global energy balance of the climate system, they can, in principle, change the distribution of energy within the system. This has effects for the extent and distribution of ice cover, with consequences for ice-free regions in the oceans, for Earth's albedo and thus indirectly for the global energy balance.

[113] High obliquity has been shown to yield a warmer climate and could offset the faint early Sun for axial tilt values of $65\text{--}70^\circ$ in simulations with an atmospheric general circulation coupled to a slab ocean for an idealized supercontinent configuration [*Jenkins*, 2000]. At high obliquities, the annual insolation at the poles is strongly increased ($\sim 220 \text{ W m}^{-2}$ for an obliquity of 70° and a solar constant reduced by 6%). Although insolation at the equator is lowered by $\sim 100 \text{ W m}^{-2}$ at the same time, this change in the distribution of insolation is sufficient to prevent early Earth from global glaciation in these simulations. Paleomagnetic studies, however, indicate a remarkable stability of Earth's (low) obliquity over the last 2.5 Gyr [*Evans*, 2006], and it has been shown that the presence of the Moon stabilizes the obliquity [*Laskar et al.*, 1993]. Even without the Moon, modeled obliquities remain in a narrow range around the present-day value [*Lissauer et al.*, 2012], suggesting a low

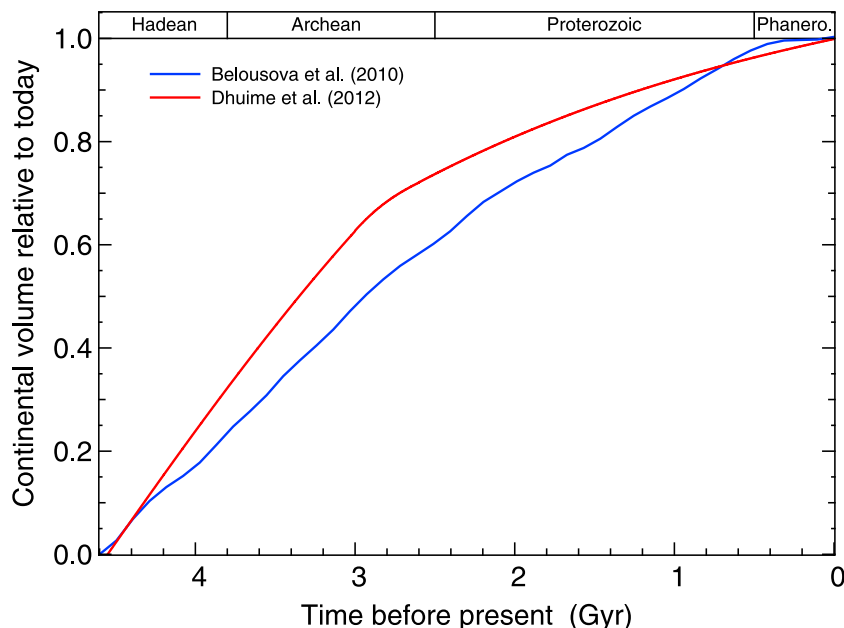


Figure 7. Examples for recent results on the growth of the volume of continental crust over time derived from isotopic data [Belousova et al., 2010; Dhuime et al., 2012].

obliquity not too different from the present value since the formation of Earth.

[114] Tidal friction causes Earth’s rotation to slow down and the Moon to move further away from Earth over time [e.g., Williams, 2000]. For example, Earth’s rotation period at 4 Ga has been estimated to be just 14 h [Zahnle and Walker, 1987]. Using a simple one-dimensional (zonally averaged) energy balance model to estimate the effects of a shorter day length on climate, Kuhn et al. [1989] find that the effect is important for the Precambrian climate since it increases the temperature gradient between equator and poles. This is due to the fact that midlatitude eddies that are mostly responsible for the heat transport strongly depend on rotation rate; at faster rotation rates, these eddies become smaller in size and thus less efficient in transporting heat poleward. It has been shown that the rate of meridional heat transport is proportional to $1/f^2$ [Stone, 1972], where $f = 2\Omega \sin \phi$ is the Coriolis parameter depending on Earth’s rotation rate Ω and latitude ϕ . This effect could, in principle, prevent low-latitude glaciation. Note, however, that there is a runaway effect associated with ice-albedo feedback that pushes the planet into a “snowball Earth” regime once about half of its surface is covered with ice; see the discussion below.

[115] Studies using an atmospheric general circulation model coupled to a simple ocean without heat capacity suggested that fast rotation could decrease global cloud cover by about 20% for a day length of 14 h and thus result in a rise of the global mean air temperature of 2 K [Jenkins et al., 1993; Jenkins, 1993]. In these model experiments, the decrease in cloudiness is due to a weaker Hadley cell and thus reduced convection and cloud formation in equatorial latitudes and larger subsidence in midlatitudes again reducing cloud cover. A follow-up study with fixed sea surface temperatures failed

to show the effect, however, and found a small increase in global cloud cover [Jenkins, 1996].

[116] Sensitivity studies carried out with atmospheric general circulation models for different rotation periods demonstrate the importance of the rotation rate for the structure and strength of the atmospheric circulation [Williams, 1988; Navarra and Boccaletti, 2002]: with increasing rotation rate, the Hadley and Ferrel cells become generally narrower and weaker, the polar cell tends to split into smaller cells, and the temperature gradient between the poles and the equator increases. How these changes interact with the ocean, however, has still to be demonstrated with fully coupled models using a general circulation ocean module.

7.2. Continental Area

[117] A further striking difference between the Archean world and the present-day Earth is the fraction of the surface covered by continents. During the Archean, the land area has been estimated to comprise only about 10% of today’s continental area [Goodwin, 1981]. Earlier models for continental growth yielded widely diverging growth curves for continental volume (see, e.g., Kröner [1985] and Flament [2009] for an overview), but recent work [Belousova et al., 2010; Dhuime et al., 2012] based on the isotopic composition of zircons provides much better constraints on the evolution of continental volume, which is illustrated in Figure 7. While continental volume has grown to $\sim 70\%$ by the end of the Archean, it appears likely that a smaller fraction of Earth’s surface was covered by land during the Early Archean, which affected both the albedo and heat transport processes in the Earth system.

[118] The lower albedo due to the smaller continental area has been suggested several times as an important factor for the energy budget of the Archean climate [Schatten and

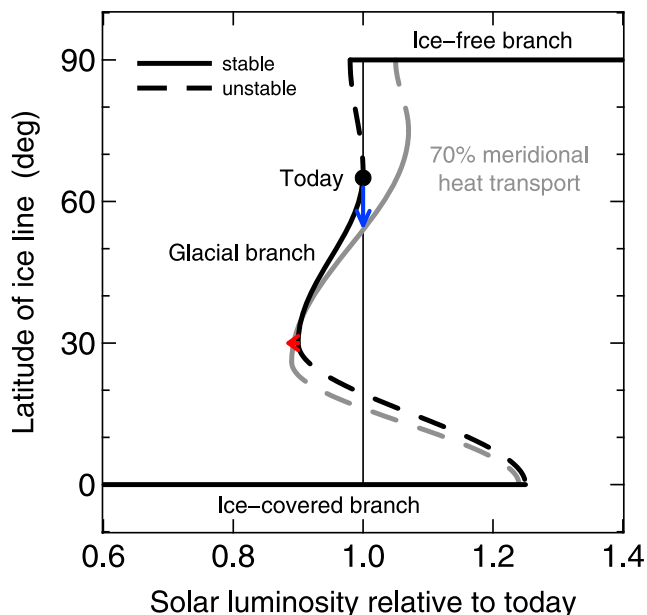


Figure 8. Schematic diagram illustrating the position of the ice line as a function of solar luminosity. The positive ice-albedo feedback results in an instability leading to runaway glaciation once the ice line reaches $\sim 30^\circ$ in latitude. Stable branches are indicated by solid, unstable branches by dashed lines. The situation for a reduced meridional heat transport is shown in gray. The blue arrow illustrates the change in the location of the iceline at a given solar luminosity, while the red arrow shows the associated change in minimum solar luminosity for the stable glacial branch. Modified after *Ikeda and Tajika* [1999] and *Hoffman and Schrag* [2002].

Endal, 1982; *Cogley and Henderson-Sellers*, 1984; *Gérard et al.*, 1992; *Jenkins et al.*, 1993; *Molnar and Gutowski*, 1995; *Rosing et al.*, 2010]. It can be easily shown, however, that the effect of a lower surface albedo alone is insufficient to offset the decrease in solar radiation during the Archean [*Walker*, 1982; *Kuhn et al.*, 1989]. Goldblatt and Zahnle (brief communication, 2011) estimate that the decreased surface albedo cannot contribute more than 5 W m^{-2} in radiative forcing to any solution of the faint young Sun problem, much less than the values of $\Delta F \approx 60 \text{ W m}^{-2}$ and $\Delta F \approx 40 \text{ W m}^{-2}$ required during the Early and Late Archean, respectively. Despite a decrease in surface albedo, some studies have even suggested an increase in global albedo under global ocean conditions due to higher cloud fractions caused by increased evaporation, although the results strongly depend on the amount of heat transported from low to high latitudes that has been prescribed in these simulations [*Jenkins*, 1995a, 1995b, 1999].

[119] In addition to the lower surface albedo, the smaller continental area could have a substantial effect on the heat transport in the Archean oceans and thus the extent of polar ice caps. The influence of meridional heat transport on the latitude of the ice line is illustrated in Figure 8, which is based on results from simple energy balance models and assumptions about albedo changes [*Ikeda and Tajika*, 1999]. A reduced meridional heat transport indeed results in the ice

line being located closer to the equator for a given solar luminosity (or greenhouse gas concentration) in the stable regime with existing polar caps as indicated by the blue arrow in the figure. The lower limit in solar luminosity beyond which this stable branch can be occupied, on the other hand, is only slightly affected by meridional transport; see the red arrow in the figure. Again, these effects would have to be verified with more comprehensive and spatially resolved models to explore the sensitivities of the ice line on geography [*Crowley and Baum*, 1993], the dynamics of sea ice [*Hyde et al.*, 2000], and ocean dynamics [*Poulsen et al.*, 2001].

[120] *Endal and Schatten* [1982] suggested that the smaller land fraction in the Archean might have intensified the meridional heat transport in the oceans, thus pushing the boundary of polar ice caps toward higher latitudes. Naively one would expect, however, that the absence of land barriers would lead to a predominantly zonal ocean circulation with reduced heat transport to the polar regions. Indeed, later studies with improved (but still comparatively simple) ocean models found a weak meridional heat transport and thus large temperature gradients between the equator and the poles [*Henderson-Sellers and Henderson-Sellers*, 1988; *Longdoz and François*, 1997]. The same behavior was found in simulations with state-of-the-art general circulation models for a planet without any landmass, an “aquaplanet” [*Marshall et al.*, 2007; *Enderton and Marshall*, 2009; *Ferreira et al.*, 2010].

[121] Note that the extent of exposed continental area and its geographic distribution, where the latter is essentially unknown for the Archean, also affect chemical weathering and thus the carbon cycle [*Marshall et al.*, 1988].

[122] In addition to the rotation rate and the continental distribution, there are other important differences between the Archean and the modern ocean like its possibly higher salinity and increased mixing due to tidal activity, which should be taken into account in future studies of Archean ocean circulation.

7.3. Ocean Salinity and Tides

[123] Ocean salinity is certainly an important environmental variable, but its evolution over Earth’s history is difficult to reconstruct [*Hay et al.*, 2006]. Based on massive salt beds deposited in more recent times, it has been suggested that the Archean ocean was characterized by a salinity at least a factor of 1.6 higher than today [*Knauth*, 2005]. In today’s ocean, salinity is dominated by sodium chloride (NaCl), and it is likely that this was also the case in the Archean. Chlorine (Cl^-) outgassed early in the history of life and was dissolved in the earliest ocean [*Holland*, 1984]. Initial salinity can be estimated from the volume of salt now deposited in massive salt beds and subsurface brines, resulting in salinities up to a factor of 2 higher than today. This appears convincing at least for the Early Archean; whether it also holds for the Late Archean depends on assumptions about continental evolution during the Archean eon. Unfortunately, geochemical constraints on Archean ocean salinity are currently missing. *De Ronde et al.* [1997]

analyzed fluid inclusions in 3.2 Ga deposits interpreted as mid-Archean hydrothermal vents and found chlorine concentrations 1.65 larger than today, but these formations have later been reinterpreted as Quaternary spring deposits [Lowe and Byerly, 2003].

[124] Total ocean salinity is of interest for the Archean climate system because it could in principle influence the thermohaline ocean circulation [Kuhlbrot et al., 2007]. Indeed, Hay et al. [2006] observed that for present-day salinities of $\approx 35\%$ the density of seawater changes only weakly with temperature when approaching freezing point, requiring an enhancement of the salt content by sea ice formation or evaporation to make seawater dense enough to sink to the ocean's interior. For an ocean with salinities above $\approx 40\%$, the density increases with falling temperature. Therefore, an energy-consuming phase transition during deep water formation would not be required, which could yield a stronger thermohaline circulation. This claim has been refuted in a modeling experiment by Williams et al. [2010], however, which in fact shows a weaker meridional overturning in an ocean model with twice the present-day salinity and today's topography. The physical reasons for these conflicting assessments of circulation strength for higher average salinity remain unclear, however, and the influence of global salinity on ocean circulation certainly merits further study.

[125] Tidal activity was higher during the Archean due to the smaller orbit of the Moon, which affects mixing in the ocean and thus, in turn, ocean circulation and marine heat transport [Munk and Wunsch, 1998]. Both effects should be explored in more detail with state-of-the-art ocean general circulation models.

7.4. Summary

[126] Rotational and continental effects are thus important for assessing the warming effects on the Archean climate. It is likely that they cannot solve the faint young Sun problem on their own, for which an enhanced greenhouse effect on early Earth appears to be required. The influences of faster rotation and different continental configuration, however, are important for understanding the energy budget and dynamics of the Archean climate system, so any convincing demonstrations of solutions involving enhanced levels of greenhouse gases will require simulations with fully coupled state-of-the-art climate models including these effects.

8. CONCLUSIONS AND FUTURE DIRECTIONS

[127] After four decades of research, the faint young Sun problem indeed "refuses to go away" [Kasting, 2010, p. 687]. To a large extent, this is certainly due to the still limited knowledge of the conditions on early Earth, although the last decades have seen considerable progress, and some parameters are now better constrained than they used to be in the past. Nevertheless, improved constraints on atmospheric composition during the Archean eon would obviously be extremely important, although certainly challenging to obtain. Despite the difficulties involved, there have certainly been remarkable advances in geochemistry in recent years. Note, for example, that most of the geochemical constraints

on Archean and Proterozoic carbon dioxide partial pressures shown in Figure 6 were derived within the last decade. There is thus reason to be hopeful in continued progress in this area.

[128] In addition to better data, however, improvements in the efforts on modeling the Earth's climate during the Archean are urgently needed, as on other important problems in deep time paleoclimatology like climate changes associated with mass-extinction events [Feulner, 2009] or greenhouse climates of the past [Huber et al., 1999]. Many suggested solutions to the faint young Sun problem, especially those involving continental or albedo effects, require spatially resolved climate simulations, rather than the one-dimensional or simple energy balance atmospheric models traditionally used in studies of the faint young Sun problem, and full coupling to state-of-the-art ocean and sea ice models. Finally, the full range of feedback mechanisms has to be explored in detail.

[129] There are several challenges in all modeling efforts of the Archean climate. First, there are still considerable uncertainties in key climate characteristics like greenhouse gas concentrations or continental configuration. These parameter uncertainties have to be properly quantified using ensemble simulations of the Archean climate system. Because of their higher speed, this is traditionally the domain of intermediate-complexity climate models [Claussen et al., 2002].

[130] Second, essentially all of the more comprehensive climate models are to some extent tuned to present-day climate conditions. To be able to apply them to the early Earth's climate and obtain meaningful results, they have to provide robust results for a climate state that is considerably different than today. Not only for this reason, the emphasis in all climate modeling efforts for the faint young Sun problem should lie in improving our understanding of the physical processes characterizing the Archean climate system. Finally, it would be advisable to simulate the Archean climate with several models using different approaches to be able to compare model results.

[131] Given the continued interest this important topic enjoys, the next decade might bring us closer to finally answering the question of how water on early Earth could have remained liquid under a faint young Sun, certainly one of the most fundamental questions in paleoclimatology.

NOTATION

a	semi-major axis of Earth's elliptical orbit
A	albedo
CH_4	methane
C_2H_6	ethane
CaCO_3	calcium carbonate
CaSiO_3	wollastonite
CaSO_4	anhydrite
$\text{CaSO}_4 \cdot \text{H}_2\text{O}$	gypsum
CH_2O	formaldehyde
$(\text{CH}_3)_2\text{S}$	dimethyl sulfide
Cl^-	chlorine
CO_2	carbon dioxide

$\delta^{18}\text{O}$	measure of the ratio of the stable oxygen isotopes ^{18}O and ^{16}O	altered after deposition but before conversion to rock (lithification).
f	Coriolis parameter	Ecliptic: Earth's orbital plane.
ΔF	radiative forcing	Exosphere: The uppermost layer of Earth's atmosphere.
ϵ	surface emissivity	Ferrel cells: Meridional atmospheric circulation pattern between the Hadley and the polar cells.
FeCO_3	siderite	Hadean: Geological eon lasting from the formation of the Earth 4.56×10^9 years ago to the beginning of the Archean 3.8×10^9 years ago.
Fe_3O_4	magnetite	Hadley cells: Tropical part of the meridional atmospheric circulation, with rising air near the equator, poleward motion in the upper troposphere, sinking air in the subtropics (around 30° latitude in the present-day climate), and a surface flow toward the equator.
G	gravitational constant	Helioseismology: Technique to gain insight into the Sun's interior structure from observations of resonant oscillations at the solar surface.
HCN	hydrogen cyanide	Hydrothermal vent: Source of water heated by contact with hot magma in volcanically active areas, commonly used to describe hot springs on the ocean floor.
H_2O	water	Late Heavy Bombardment: Period of intense collision of asteroids and comets with solar system planets and moons inferred from a spike in lunar cratering rates $\sim 3.9 \times 10^9$ years ago.
H_2S	hydrogen sulfide	Magnetosphere: Region of interaction between Earth's intrinsic magnetic field and the stream of charged particles from the Sun (the solar wind).
L	bolometric solar luminosity as a function of time	Main sequence: Historically identified as a well-defined band in a color-brightness diagram of stars, the main sequence period is the time in the life of a star during which it generates energy by nuclear fusion of hydrogen to helium in its core.
L_\odot	present-day bolometric solar luminosity	Mesoproterozoic: Geological era in the Proterozoic lasting from 1.6×10^9 years ago to 1.0×10^9 years ago.
M	solar mass as a function of time	Methanogenic bacteria (methanogens): Group of anaerobic microorganisms that produce methane.
\dot{M}	solar mass-loss rate	Obliquity: Tilt of Earth's rotation axis against its orbital plane.
\dot{M}_{fusion}	rate of solar mass loss due to nuclear fusion	Paleoproterozoic: Earliest geological era within the Proterozoic eon spanning the time from 2.5 to 1.6×10^9 years ago.
\dot{M}_{wind}	rate of solar mass loss due to solar wind	Paleosol: Layer of fossilized soil.
M_\odot	present-day solar mass	Photolysis, photodissociation: Destruction of a chemical compound by photons.
N_2	molecular nitrogen	Planetesimals: Solid objects with sizes of 1 km and larger forming in the rotating disk around young stars.
NH_3	ammonia	Polar cells: High-latitude atmospheric circulation pattern similar to the Hadley cells, with rising air around 60° latitude in the present-day climate, poleward motion in the upper troposphere, descending air around the poles, and a surface flow toward the equator to close the loop.
NaCl	sodium chloride	Precambrian: Informal name for the geological time before the Cambrian, i.e., older than 542×10^6 years ago.
N_2O	nitrous oxide	Primordial nucleosynthesis: Formation of atomic nuclei beyond light hydrogen (^1H) shortly after the big bang, resulting in the production of the stable nuclei of deuterium (^2H), the helium isotopes ^3He and ^4He , and the lithium isotopes ^6Li and ^7Li .
O_2	molecular oxygen	
OCS	carbonyl sulfide	
OH	hydroxyl	
Ω	Earth's rotation rate	
Ω_\odot	solar rotation rate	
ϕ	geographic latitude	
r	mean distance between Sun and Earth	
R	radius of the Earth	
S_0	solar constant	
σ	Stefan-Boltzmann constant	
t	time	
t_\odot	age of the Sun	
T_s	surface temperature	
τ^*	column infrared gray opacity	

GLOSSARY

Albedo: Reflectivity of a planet, defined as the ratio of reflected to incoming radiation.

Antigreenhouse effect: Effect of atmospheric particles that are opaque for incoming solar radiation but allow thermal radiation from the surface to escape to space.

Aquaplanet: Idealized planet fully covered by an ocean.

Archean: Geological eon lasting from 3.8×10^9 to 2.5×10^9 years ago.

Banded iron formation: Sedimentary rock consisting of alternating layers of iron oxides and iron-poor rock.

Bolometric luminosity: Luminosity (radiative energy emitted per unit time) integrated over all wavelengths.

Cosmic rays: High-energy charged particles (mostly protons, helium and heavier nuclei, electrons) reaching Earth's atmosphere from space.

Diagenesis: Sum of all (mostly chemical) low-temperature and low-pressured processes by which sediments are

Proterozoic: Geological eon lasting from the end of the Archean 2.5×10^9 years ago to 542×10^6 years ago.

Protoplanetary disk: Rotating disk of dense gas and dust surrounding a newly formed star.

Quaternary: Geological period spanning the last 2.6×10^6 years.

Radiative forcing: Change in net irradiance (downward minus upward) at the upper limit of the troposphere, thus characterizing changes in the energy budget of the surface-troposphere system.

Salinity: Measure of the dissolved salt content of ocean water, usually expressed as parts per thousand.

Solar analogs: Stars with physical and chemical characteristics similar to the Sun.

Solar constant: Total radiative energy per unit time and unit area incident on a plane perpendicular to the direction to the Sun and at the mean distance between Sun and Earth.

Solar luminosity: Radiative energy per unit time emitted by the Sun.

Solar wind: Stream of charged particles (mostly electrons and protons) originating in the Sun's upper atmosphere.

Standard solar model: Numerical model of the structure and evolution of the Sun based on fundamental equations of stellar physics and constrained by the observed physical and chemical characteristics of the present-day Sun.

Stromatolites: Lithified, sedimentary structures growing via sediment trapping by microbial mats.

Supernatant: The supernatant water column is the water overlying sedimented material.

Thermohaline circulation: Large-scale ocean currents driven by density gradients due to heat and freshwater fluxes at the ocean surface.

Troposphere: The lowermost layer of Earth's atmosphere.

Zero-age main sequence (ZAMS): Position of stars in a brightness-color diagram that have just started nuclear fusion of hydrogen to helium in their cores.

[132] **ACKNOWLEDGMENTS.** It is a pleasure to thank the two reviewers, Colin Goldblatt and James Kasting, as well as the Editor, Mark Moldwin, for their comments that helped to improve this review paper considerably. Furthermore, I would like to thank Hendrik Kienert for numerous discussions and helpful comments on earlier drafts of the manuscript. I am grateful to Alison Schlums for proofreading and to Grit Steinhöfel-Sasgen for background information on banded iron formations. This research has made use of NASA's Astrophysics Data System Bibliographic Services.

[133] The Editor on this paper was Mark Moldwin. He thanks two reviewers, James Kasting and Colin Goldblatt.

REFERENCES

Abbot, D. S., A. Voigt, and D. Koll (2011), The Jormungand global climate state and implications for Neoproterozoic glaciations, *J. Geophys. Res.*, *116*, D18103, doi:10.1029/2011JD015927.

Abelson, P. H. (1966), Chemical events on the primitive Earth, *Proc. Natl. Acad. Sci. U. S. A.*, *55*, 1365–1372, doi:10.1073/pnas.55.6.1365.

Altermann, W., and J. Kazmierczak (2003), Archean microfossils: A reappraisal of early life on Earth, *Res. Microbiol.*, *154*, 611–617, doi:10.1016/j.resmic.2003.08.006.

Bada, J. L., and S. L. Miller (1968), Ammonium ion concentration in the primitive ocean, *Science*, *159*, 423–425, doi:10.1126/science.159.3813.423.

Bada, J. L., C. Bigham, and S. L. Miller (1994), Impact melting of frozen oceans on the early Earth: Implications for the origin of life, *Proc. Natl. Acad. Sci. U. S. A.*, *91*, 1248–1250, doi:10.1073/pnas.91.4.1248.

Bahcall, J. N., M. H. Pinsonneault, and S. Basu (2001), Solar models: Current epoch and time dependences, neutrinos, and helioseismological properties, *Astrophys. J.*, *555*, 990–1012, doi:10.1086/321493.

Barghoorn, E. S., and J. W. Schopf (1966), Microorganisms three billion years old from the Precambrian of South Africa, *Science*, *152*, 758–763, doi:10.1126/science.152.3723.758.

Barron, E. J. (1984), Ancient climates: Investigation with climate models, *Rep. Prog. Phys.*, *47*, 1563–1599, doi:10.1088/0034-4885/47/12/001.

Beerling, D., R. A. Berner, F. T. Mackenzie, M. B. Harfoot, and J. A. Pyle (2009), Methane and the CH₄-related greenhouse effect over the past 400 million years, *Am. J. Sci.*, *309*, 97–113, doi:10.2475/02.2009.01.

Bekker, A., H. D. Holland, P.-L. Wang, D. Rumble, H. J. Stein, J. L. Hannah, L. L. Coetzee, and N. J. Beukes (2004), Dating the rise of atmospheric oxygen, *Nature*, *427*, 117–120, doi:10.1038/nature02260.

Belousova, E. A., Y. A. Kostitsyn, W. L. Griffin, G. C. Begg, S. Y. O'Reilly, and N. J. Pearson (2010), The growth of the continental crust: Constraints from zircon Hf-isotope data, *Lithos*, *119*, 457–466, doi:10.1016/j.lithos.2010.07.024.

Benn, K., J.-C. Mareschal, and K. C. Condie (Eds.) (2006), *Archean Geodynamics and Environments*, *Geophys. Monogr. Ser.*, vol. 164, 320 pp., AGU, Washington, D. C., doi:10.1029/GM164.

Berner, R. A. (1995), A. G. Högbom and the development of the concept of the geochemical carbon cycle, *Am. J. Sci.*, *295*(5), 491–495, doi:10.2475/ajs.295.5.491.

Berner, R. A., and K. A. Maasch (1996), Chemical weathering and controls on atmospheric O₂ and CO₂: Fundamental principles were enunciated by J. J. Ebelmen in 1845, *Geochim. Cosmochim. Acta*, *60*, 1633–1637, doi:10.1016/0016-7037(96)00104-4.

Berner, R. A., A. C. Lasaga, and R. M. Garrels (1983), The carbonate-silicate geochemical cycle and its effect on atmospheric carbon dioxide over the past 100 million years, *Am. J. Sci.*, *283*(7), 641–683, doi:10.2475/ajs.283.7.641.

Blake, R. E., S. J. Chang, and A. Lepland (2010), Phosphate oxygen isotopic evidence for a temperate and biologically active Archean ocean, *Nature*, *464*, 1029–1032, doi:10.1038/nature08952.

Boothroyd, A. I., I. Sackmann, and W. A. Fowler (1991), Our Sun. II—Early mass loss of 0.1 solar mass and the case of the missing lithium, *Astrophys. J.*, *377*, 318–329, doi:10.1086/170361.

Budyko, M. I. (1969), The effect of solar radiation variations on the climate of the Earth, *Tellus*, *21*, 611–619, doi:10.1111/j.2153-3490.1969.tb00466.x.

Buick, R. (2007), Did the Proterozoic 'Canfield Ocean' cause a laughing gas greenhouse?, *Geobiology*, *5*, 97–100, doi:10.1111/j.1472-4669.2007.00110.x.

Caldeira, K., and J. F. Kasting (1992), Susceptibility of the early Earth to irreversible glaciation caused by carbon dioxide clouds, *Nature*, *359*, 226–228, doi:10.1038/359226a0.

Cameron, A. G. W., and W. R. Ward (1976), The origin of the Moon, *Lunar Sci.*, *7*, 120–122.

Canfield, D. E. (2005), The early history of atmospheric oxygen: Homage to Robert M. Garrels, *Annu. Rev. Earth Planet. Sci.*, *33*, 1–36, doi:10.1146/annurev.earth.33.092203.122711.

Canup, R. M. (2004), Dynamics of lunar formation, *Annu. Rev. Astron. Astrophys.*, *42*, 441–475, doi:10.1146/annurev.astro.41.082201.113457.

Carr, M. H. (1996), *Water on Mars*, Oxford Univ. Press, New York.

- Catling, D. C. (2006), Comment on “A hydrogen-rich early Earth atmosphere”, *Science*, *311*, 38, doi:10.1126/science.1117827.
- Catling, D. C., and M. W. Claire (2005), How Earth’s atmosphere evolved to anoxic state: A status report, *Earth Planet. Sci. Lett.*, *237*, 1–20, doi:10.1016/j.epsl.2005.06.013.
- Cess, R. D., V. Ramanathan, and T. Owen (1980), The Martian paleoclimate and enhanced atmospheric carbon dioxide, *Icarus*, *41*, 159–165, doi:10.1016/0019-1035(80)90169-4.
- Chambers, L. H., B. Lin, and D. F. Young (2002), Examination of new CERES data for evidence of tropical iris feedback, *J. Clim.*, *15*, 3719–3726, doi:10.1175/1520-0442(2002)015<3719: EONCDF>2.0.CO;2.
- Chyba, C. F. (1990), Impact delivery and erosion of planetary oceans in the early inner solar system, *Nature*, *343*, 129–133, doi:10.1038/343129a0.
- Chyba, C. F. (2010), Atmospheric science: Countering the early faint Sun, *Science*, *328*, 1238–1239, doi:10.1126/science.1189196.
- Chyba, C., and C. Sagan (1992), Endogenous production, exogenous delivery and impact-shock synthesis of organic molecules: An inventory for the origins of life, *Nature*, *355*, 125–132, doi:10.1038/355125a0.
- Claussen, M., et al. (2002), Earth system models of intermediate complexity: Closing the gap in the spectrum of climate system models, *Clim. Dyn.*, *18*, 579–586, doi:10.1007/s00382-001-0200-1.
- Cogley, J. G., and A. Henderson-Sellers (1984), The origin and earliest state of the Earth’s hydrosphere, *Rev. Geophys.*, *22*, 131–175, doi:10.1029/RG022i002p00131.
- Crowley, T. J. (1983), The geologic record of climatic change, *Rev. Geophys.*, *21*, 828–877, doi:10.1029/RG021i004p00828.
- Crowley, T. J., and S. K. Baum (1993), Effect of decreased solar luminosity on Late Precambrian ice extent, *J. Geophys. Res.*, *98*, 16,723–16,732, doi:10.1029/93JD01415.
- Danielson, R. E., J. J. Caldwell, and D. R. Larach (1973), An inversion in the atmosphere of Titan, *Icarus*, *20*, 437–443, doi:10.1016/0019-1035(73)90016-X.
- Davies, J. H., and D. R. Davies (2010), Earth’s surface heat flux, *Solid Earth*, *1*, 5–24, doi:10.5194/se-1-5-2010.
- Denman, K. L., et al. (2007), Couplings between changes in the climate system and biogeochemistry, in *Climate Change 2007: The Physical Science Basis: Working Group I Contribution to the Fourth Assessment Report of the IPCC*, edited by S. Solomon et al., pp. 501–587, Cambridge Univ. Press, New York.
- de Ronde, C. E. J., D. M. der Channer, K. Faure, C. J. Bray, and E. T. C. Spooner (1997), Fluid chemistry of Archean seafloor hydrothermal vents: Implications for the composition of circa 3.2 Ga seawater, *Geochim. Cosmochim. Acta*, *61*, 4025–4042, doi:10.1016/S0016-7037(97)00205-6.
- Deubner, F.-L., and D. Gough (1984), Helioseismology: Oscillations as a diagnostic of the solar interior, *Annu. Rev. Astron. Astrophys.*, *22*, 593–619, doi:10.1146/annurev.aa.22.090184.003113.
- DeWitt, H. L., M. G. Trainer, A. A. Pavlov, C. A. Hasenkopf, A. C. Aiken, J. L. Jimenez, C. P. McKay, O. B. Toon, and M. A. Tolbert (2009), Reduction in haze formation rate on prebiotic Earth in the presence of hydrogen, *Astrobiology*, *9*, 447–453, doi:10.1089/ast.2008.0289.
- Dhuime, B., C. J. Hawkesworth, P. A. Cawood, and C. D. Storey (2012), A change in the geodynamics of continental growth 3 billion years ago, *Science*, *335*, 1334–1336, doi:10.1126/science.1216066.
- Domagal-Goldman, S. D., J. F. Kasting, D. T. Johnston, and J. Farquhar (2008), Organic haze, glaciations and multiple sulfur isotopes in the mid-Archean era, *Earth Planet. Sci. Lett.*, *269*, 29–40, doi:10.1016/j.epsl.2008.01.040.
- Domagal-Goldman, S. D., V. S. Meadows, M. W. Claire, and J. F. Kasting (2011), Using biogenic sulfur gases as remotely detectable biosignatures on anoxic planets, *Astrobiology*, *11*, 419–441, doi:10.1089/ast.2010.0509.
- Donn, W. L., B. D. Donn, and W. G. Valentine (1965), On the early history of the Earth, *Geol. Soc. Am. Bull.*, *76*, 287–306, doi:10.1130/0016-7606(1965)76[287:OTEHOT]2.0.CO;2.
- Dorren, J. D., and E. F. Guinan (1994), HD 129333: The Sun in its infancy, *Astrophys. J.*, *428*, 805–818, doi:10.1086/174289.
- Driese, S. G., M. A. Jirsa, M. Ren, S. L. Brantley, N. D. Sheldon, D. Parker, and M. Schmitz (2011), Neoproterozoic paleoweathering of tonalite and metabasalt: Implications for reconstructions of 2.69 Ga early terrestrial ecosystems and paleoatmospheric chemistry, *Precambrian Res.*, *189*(1–2), 1–17, doi:10.1016/j.precamres.2011.04.003.
- Emden, R. (1913), Über Strahlungsgleichgewicht und atmosphärische Strahlung: Ein Beitrag zur Theorie der oberen Inversion, *Sitzungsber. K. Akad. Wiss. München*, *1913*, 55–142.
- Emmanuel, S., and J. J. Ague (2007), Implications of present-day abiogenic methane fluxes for the Early Archean atmosphere, *Geophys. Res. Lett.*, *34*, L15810, doi:10.1029/2007GL030532.
- Endal, A. S., and K. H. Schatten (1982), The faint young Sun-climate paradox—Continental influences, *J. Geophys. Res.*, *87*, 7295–7302, doi:10.1029/JC087iC09p07295.
- Enderton, D., and J. Marshall (2009), Explorations of atmosphere–ocean–ice climates on an aquaplanet and their meridional energy transports, *J. Atmos. Sci.*, *66*, 1593–1611, doi:10.1175/2008JAS2680.1.
- Eriksson, P. G., W. Altermann, D. R. Nelson, W. U. Mueller, and O. Catuneanu (Eds.) (2004), *The Precambrian Earth: Tempos and Events*, *Dev. Precambrian Geol.*, vol. 12, Elsevier, Amsterdam.
- Evans, D. A. D. (2006), Proterozoic low orbital obliquity and axial-dipolar geomagnetic field from evaporite palaeolatitudes, *Nature*, *444*, 51–55, doi:10.1038/nature05203.
- Farquhar, J., H. Bao, and M. Thiemens (2000), Atmospheric influence of Earth’s earliest sulfur cycle, *Science*, *289*, 756–759, doi:10.1126/science.289.5480.756.
- Ferreira, D., J. Marshall, and J.-M. Campin (2010), Explorations of atmosphere–ocean–ice climates on an aquaplanet and their meridional energy transports, *J. Clim.*, *23*, 1456–1476, doi:10.1175/2009JCLI3197.1.
- Feulner, G. (2009), Climate modelling of mass-extinction events: A review, *Int. J. Astrobiol.*, *8*, 207–212, doi:10.1017/S1473550409990061.
- Flament, N. (2009), Secular cooling of the solid Earth, emergence of the continents, and evolution of Earth’s external envelopes, PhD thesis, Univ. of Sydney, Sydney, NSW, Australia.
- Forget, F., and R. T. Pierrehumbert (1997), Warming early Mars with carbon dioxide clouds that scatter infrared radiation, *Science*, *278*, 1273–1276, doi:10.1126/science.278.5341.1273.
- Forster, P., et al. (2007), Changes in atmospheric constituents and in radiative forcing, in *Climate Change 2007: The Physical Science Basis: Working Group I Contribution to the Fourth Assessment Report of the IPCC*, edited by S. Solomon et al., pp. 131–234, Cambridge Univ. Press, New York.
- Fowler, C. M. R., C. J. Ebinger, and C. J. Hawkesworth (Eds.) (2002), *The Early Earth: Physical, Chemical and Biological Development*, *Geol. Soc. Spec. Publ.*, *199*.
- Fröhlich, C., and J. Lean (2004), Solar radiative output and its variability: Evidence and mechanisms, *Astron. Astrophys. Rev.*, *12*, 273–320, doi:10.1007/s00159-004-0024-1.
- Fu, Q., M. Baker, and D. L. Hartmann (2002), Tropical cirrus and water vapor: an effective Earth infrared iris feedback?, *Atmos. Chem. Phys.*, *2*, 31–37, doi:10.5194/acp-2-31-2002.
- Gérard, J.-C., D. A. Hauglustaine, and L. M. François (1992), The faint young Sun climatic paradox: A simulation with an interactive seasonal climate–sea ice model, *Palaeogeogr. Palaeoclimatol. Palaeoecol.*, *97*(3), 133–150, doi:10.1016/0031-0182(92)90206-K.

- Goldblatt, C., and A. J. Watson (2012), The Runaway Greenhouse: Implications for future climate change, geoengineering and planetary atmospheres, *Philos. Trans. R. Soc. A*, in press.
- Goldblatt, C., and K. J. Zahnle (2011), Clouds and the faint young Sun paradox, *Clim. Past*, 7(1), 203–220, doi:10.5194/cp-7-203-2011.
- Goldblatt, C., T. M. Lenton, and A. J. Watson (2006), Bistability of atmospheric oxygen and the Great Oxidation, *Nature*, 443, 683–686, doi:10.1038/nature05169.
- Goldblatt, C., M. W. Claire, T. M. Lenton, A. J. Matthews, A. J. Watson, and K. J. Zahnle (2009), Nitrogen-enhanced greenhouse warming on early Earth, *Nat. Geosci.*, 2, 891–896, doi:10.1038/ngeo692.
- Goldblatt, C., K. J. Zahnle, N. H. Sleep, and E. G. Nisbet (2010), The Eons of Chaos and Hades, *Solid Earth*, 1, 1–3, doi:10.5194/se-1-1-2010.
- Goodman, J. C. (2006), Through thick and thin: Marine and meteoric ice in a “snowball Earth” climate, *Geophys. Res. Lett.*, 33, L16701, doi:10.1029/2006GL026840.
- Goodwin, A. M. (1981), Precambrian perspectives, *Science*, 213, 55–61, doi:10.1126/science.213.4503.55.
- Gough, D. O. (1981), Solar interior structure and luminosity variations, *Sol. Phys.*, 74, 21–34, doi:10.1007/BF00151270.
- Graedel, T. E., I. Sackmann, and A. I. Boothroyd (1991), Early solar mass loss – A potential solution to the weak Sun paradox, *Geophys. Res. Lett.*, 18, 1881–1884, doi:10.1029/91GL02314.
- Gray, L. J., et al. (2010), Solar influences on climate, *Rev. Geophys.*, 48, RG4001, doi:10.1029/2009RG000282.
- Güdel, M. (2007), The Sun in time: Activity and environment [online], *Living Rev. Solar Phys.*, 4, 3.
- Guzik, J. A., and A. N. Cox (1995), Early solar mass loss, element diffusion, and solar oscillation frequencies, *Astrophys. J.*, 448, 905–914, doi:10.1086/176019.
- Guzik, J. A., L. A. Willson, and W. M. Brunish (1987), A comparison between mass-losing and standard solar models, *Astrophys. J.*, 319, 957–965, doi:10.1086/165512.
- Halevy, I., R. T. Pierrehumbert, and D. P. Schrag (2009), Radiative transfer in CO₂-rich paleoatmospheres, *J. Geophys. Res.*, 114, D18112, doi:10.1029/2009JD011915.
- Haqq-Misra, J. D., S. D. Domagal-Goldman, P. J. Kasting, and J. F. Kasting (2008), A revised, hazy methane greenhouse for the Archean Earth, *Astrobiology*, 8, 1127–1137, doi:10.1089/ast.2007.0197.
- Harrison, T. M. (2009), The Hadean crust: Evidence from >4 Ga zircons, *Annu. Rev. Earth Planet. Sci.*, 37, 479–505, doi:10.1146/annurev.earth.031208.100151.
- Hartmann, D. L., and M. L. Michelsen (2002), No evidence for iris, *Bull. Am. Meteorol. Soc.*, 83, 249–254, doi:10.1175/1520-0477(2002)083<0249:NEFI>2.3.CO;2.
- Hartmann, W. K., and D. R. Davis (1975), Satellite-sized planetesimals and lunar origin, *Icarus*, 24, 504–514, doi:10.1016/0019-1035(75)90070-6.
- Hartmann, W. K., G. Ryder, L. Dones, and D. Grinspoon (2000), The time-dependent intense bombardment of the primordial Earth/Moon system, in *Origin of the Earth and Moon*, edited by R. M. Canup and K. Righter, pp. 493–512, Univ. of Ariz. Press, Tucson.
- Hasenkopf, C. A., M. A. Freedman, M. R. Beaver, O. B. Toon, and M. A. Tolbert (2011), Potential climatic impact of organic haze on early Earth, *Astrobiology*, 11, 135–149, doi:10.1089/ast.2010.0541.
- Haxton, W. C. (1995), The solar neutrino problem, *Ann. Rev. Astron. Astrophys.*, 33, 459–504, doi:10.1146/annurev.aa.33.090195.002331.
- Hay, W. W., A. Migdisov, A. N. Balukhovskiy, C. N. Wold, S. Flögel, and E. Söding (2006), Evaporites and the salinity of the ocean during the Phanerozoic: Implications for climate, ocean circulation and life, *Palaeogeogr. Palaeoclimatol. Palaeoecol.*, 240, 3–46, doi:10.1016/j.palaeo.2006.03.044.
- Held, I. M., and M. J. Suarez (1975), Simple albedo feedback models of the icecaps, *Tellus*, 26, 613–629, doi:10.1111/j.2153-3490.1974.tb01641.x.
- Henderson-Sellers, A. (1979), Clouds and the long-term stability of the Earth’s atmosphere and climate, *Nature*, 279, 786–788, doi:10.1038/279786a0.
- Henderson-Sellers, A., and B. Henderson-Sellers (1988), Equable climate in the early Archaean, *Nature*, 336, 117–118, doi:10.1038/336117b0.
- Hessler, A. M., D. R. Lowe, R. L. Jones, and D. K. Bird (2004), A lower limit for atmospheric carbon dioxide levels 3.2 billion years ago, *Nature*, 428, 736–738, doi:10.1038/nature02471.
- Hoffman, P. F., and D. P. Schrag (2002), The snowball Earth hypothesis: Testing the limits of global change, *Terra Nova*, 14, 129–155, doi:10.1046/j.1365-3121.2002.00408.x.
- Holland, H. D. (1978), *The Chemistry of the Atmosphere and Oceans*, Wiley, New York.
- Holland, H. D. (1984), *The Chemical Evolution of the Atmosphere and Oceans*, Princeton Univ. Press, Princeton, N. J.
- Holland, H. D. (2006), The oxygenation of the atmosphere and oceans, *Philos. Trans. R. Soc. B*, 361(1470), 903–915, doi:10.1098/rstb.2006.1838.
- Hoyle, F. (1958), Remarks on the computation of evolutionary tracks, *Ric. Astron.*, 5, 223–230.
- Hren, M. T., M. M. Tice, and C. P. Chamberlain (2009), Oxygen and hydrogen isotope evidence for a temperate climate 3.42 billion years ago, *Nature*, 462, 205–208, doi:10.1038/nature08518.
- Huber, B. T., K. G. MacLeod, and S. L. Wing (Eds.) (1999), *Warm Climates in Earth History*, Cambridge Univ. Press, Cambridge, U. K.
- Hunten, D. M. (1973), The escape of light gases from planetary atmospheres, *J. Atmos. Sci.*, 30, 1481–1494, doi:10.1175/1520-0469(1973)030<1481:TEOLGF>2.0.CO;2.
- Hyde, W. T., T. J. Crowley, S. K. Baum, and W. R. Peltier (2000), Neoproterozoic ‘snowball Earth’ simulations with a coupled climate/ice-sheet model, *Nature*, 405, 425–429, doi:10.1038/35013005.
- Ikeda, T., and E. Tajika (1999), A study of the energy balance climate model with CO₂-dependent outgoing radiation: Implication for the glaciation during the Cenozoic, *Geophys. Res. Lett.*, 26, 349–352, doi:10.1029/1998GL000298.
- Ingersoll, A. P. (1969), The Runaway Greenhouse: A history of water on Venus, *J. Atmos. Sci.*, 26, 1191–1198, doi:10.1175/1520-0469(1969)026<1191:TRGAHO>2.0.CO;2.
- Intergovernmental Panel on Climate Change (2007), *Climate Change 2007: The Physical Science Basis: Working Group I Contribution to the Fourth Assessment Report of the IPCC*, edited by S. Solomon et al., Cambridge Univ. Press, New York.
- Jaffrés, J. B. D., G. A. Shields, and K. Wallmann (2007), The oxygen isotope evolution of seawater: A critical review of a long-standing controversy and an improved geological water cycle model for the past 3.4 billion years, *Earth Sci. Rev.*, 83, 83–122, doi:10.1016/j.earscirev.2007.04.002.
- Jenkins, G. S. (1993), A general circulation model study of the effects of faster rotation rate, enhanced CO₂ concentration, and reduced solar forcing: Implications for the faint young Sun paradox, *J. Geophys. Res.*, 98, 20,803–20,811, doi:10.1029/93JD02056.
- Jenkins, G. S. (1995a), Early Earth’s climate: Cloud feedback from reduced land fraction and ozone concentrations, *Geophys. Res. Lett.*, 22, 1513–1516, doi:10.1029/95GL00818.
- Jenkins, G. S. (1995b), Erratum: “Early Earth’s climate: Cloud feedback from reduced land fraction and ozone concentrations”, *Geophys. Res. Lett.*, 22, 2077–2078, doi:10.1029/95GL02193.
- Jenkins, G. S. (1996), A sensitivity study of changes in Earth’s rotation rate with an atmospheric general circulation model, *Global Planet. Change*, 11, 141–154, doi:10.1016/0921-8181(95)00050-X.

- Jenkins, G. S. (1999), Examining the sensitivity of Earth's climate to the removal of ozone, landmasses and enhanced ocean heat transport in the GENESIS global climate model, *Global Planet. Change*, *20*, 257–279, doi:10.1016/S0921-8181(98)00070-8.
- Jenkins, G. S. (2000), Global climate model high-obliquity solutions to the ancient climate puzzles of the Faint-Young Sun Paradox and low-latitude Proterozoic Glaciation, *J. Geophys. Res.*, *105*, 7357–7370, doi:10.1029/1999JD901125.
- Jenkins, G. S., H. G. Marshall, and W. R. Kuhn (1993), Precambrian climate: The effects of land area and Earth's rotation rate, *J. Geophys. Res.*, *98*, 8785–8791, doi:10.1029/93JD00033.
- Kah, L. C., and R. Riding (2007), Mesoproterozoic carbon dioxide levels inferred from calcified cyanobacteria, *Geology*, *35*, 799–802, doi:10.1130/2FG23680A.1.
- Karhu, J., and S. Epstein (1986), The implication of the oxygen isotope records in coexisting cherts and phosphates, *Geochim. Cosmochim. Acta*, *50*, 1745–1756, doi:10.1016/0016-7037(86)90136-5.
- Kasting, J. F. (1982), Stability of ammonia in the primitive terrestrial atmosphere, *J. Geophys. Res.*, *87*, 3091–3098, doi:10.1029/JC087iC04p03091.
- Kasting, J. F. (1987), Theoretical constraints on oxygen and carbon dioxide concentrations in the Precambrian atmosphere, *Precambrian Res.*, *34*, 205–229, doi:10.1016/0301-9268(87)90001-5.
- Kasting, J. F. (1988), Runaway and moist greenhouse atmospheres and the evolution of Earth and Venus, *Icarus*, *74*, 472–494, doi:10.1016/0019-1035(88)90116-9.
- Kasting, J. F. (1991), CO₂ condensation and the climate of early Mars, *Icarus*, *94*, 1–13, doi:10.1016/0019-1035(91)90137-1.
- Kasting, J. F. (1993), Earth's early atmosphere, *Science*, *259*, 920–926, doi:10.1126/science.11536547.
- Kasting, J. F. (2005), Methane and climate during the Precambrian era, *Precambrian Res.*, *137*, 119–129, doi:10.1016/j.precamres.2005.03.002.
- Kasting, J. F. (2010), Early Earth: Faint young Sun redux, *Nature*, *464*, 687–689, doi:10.1038/464687a.
- Kasting, J. F., and T. P. Ackerman (1986), Climatic consequences of very high carbon dioxide levels in the Earth's early atmosphere, *Science*, *234*, 1383–1385, doi:10.1126/science.234.4782.1383.
- Kasting, J. F., and D. Catling (2003), Evolution of a habitable planet, *Ann. Rev. Astron. Astrophys.*, *41*, 429–463, doi:10.1146/annurev.astro.41.071601.170049.
- Kasting, J. F., and D. H. Grinspoon (1991), The faint young Sun problem, in *The Sun in Time*, edited by C. P. Sonett, M. S. Giampapa, and M. S. Matthews, pp. 447–462, Univ. of Ariz. Press, Tucson.
- Kasting, J. F., and M. T. Howard (2006), Atmospheric composition and climate on the early Earth, *Philos. Trans. R. Soc. B*, *361*(1474), 1733–1742, doi:10.1098/rstb.2006.1902.
- Kasting, J. F., and S. Ono (2006), Palaeoclimates: The first two billion years, *Philos. Trans. R. Soc. B*, *361*, 917–929, doi:10.1098/rstb.2006.1839.
- Kasting, J. F., S. C. Liu, and T. M. Donahue (1979), Oxygen levels in the prebiological atmosphere, *J. Geophys. Res.*, *84*, 3097–3107, doi:10.1029/JC084iC06p03097.
- Kasting, J. F., K. J. Zahnle, and J. C. G. Walker (1983), Photochemistry of methane in the Earth's early atmosphere, *Precambrian Res.*, *20*, 121–148.
- Kasting, J. F., J. B. Pollack, and D. Crisp (1984), Effects of high CO₂ levels on surface temperature and atmospheric oxidation state of the early Earth, *J. Atmos. Chem.*, *1*, 403–428, doi:10.1007/BF00053803.
- Kasting, J. F., A. A. Pavlov, and J. L. Siefert (2001), A coupled ecosystem-climate model for predicting the methane concentration in the Archean Atmosphere, *Origins Life Evol. Biosphere*, *31*, 271–285, doi:10.1023/A:1010600401718.
- Kasting, J. F., M. T. Howard, K. Wallmann, J. Veizer, G. Shields, and J. Jaffrés (2006), Paleoclimates, ocean depth, and the oxygen isotopic composition of seawater, *Earth Planet. Sci. Lett.*, *252*, 82–93, doi:10.1016/j.epsl.2006.09.029.
- Kaufman, A. J., and S. Xiao (2003), High CO₂ levels in the Proterozoic atmosphere estimated from analyses of individual microfossils, *Nature*, *425*, 279–282, doi:10.1038/nature01902.
- Kerrick, D. M., and J. A. D. Connolly (2001), Metamorphic devolatilization of subducted marine sediments and the transport of volatiles into the Earth's mantle, *Nature*, *411*, 293–296, doi:10.1038/35077056.
- Kharecha, P., J. Kasting, and J. Sieffert (2005), A coupled atmosphere–ecosystem model of the early Archean Earth, *Geobiology*, *3*(2), 53–76, doi:10.1111/j.1472-4669.2005.00049.x.
- Kiehl, J. T., and R. E. Dickinson (1987), A study of the radiative effects of enhanced atmospheric CO₂ and CH₄ on early Earth surface temperatures, *J. Geophys. Res.*, *92*, 2991–2998, doi:10.1029/JD092iD03p02991.
- Kippenhahn, R., and A. Weigert (1994), *Stellar Structure and Evolution*, Springer, Berlin.
- Kirschvink, J. L. (1992), Late Proterozoic low-latitude global glaciation: The snowball Earth, in *The Proterozoic Biosphere: A Multidisciplinary Study*, edited by J. W. Schopf and C. Klein, pp. 51–52, Cambridge Univ. Press, Cambridge, U. K.
- Kirschvink, J. L., E. J. Gaidos, L. E. Bertani, N. J. Beukes, J. Gutzmer, L. N. Maepa, and R. E. Steinberger (2000), Paleoproterozoic snowball Earth: Extreme climatic and geochemical global change and its biological consequences, *Proc. Natl. Acad. Sci. U. S. A.*, *97*, 1400–1405, doi:10.1073/pnas.97.4.1400.
- Knauth, L. P. (2005), Temperature and salinity history of the Precambrian ocean: implications for the course of microbial evolution, *Palaeogeogr. Palaeoclimatol. Palaeoecol.*, *219*, 53–69, doi:10.1016/0031-0182(82)90082-7.
- Knauth, L. P., and S. Epstein (1976), Hydrogen and oxygen isotope ratios in nodular and bedded cherts, *Geochim. Cosmochim. Acta*, *40*, 1095–1108, doi:10.1016/0016-7037(76)90051-X.
- Knauth, L. P., and D. R. Lowe (2003), High Archean climatic temperature inferred from oxygen isotope geochemistry of cherts in the 3.5 Ga Swaziland Supergroup, South Africa, *Geol. Soc. Am. Bull.*, *115*(5), 566–580, doi:10.1130/0016-7606(2003)115<0566:HACTIF>2.0.CO;2.
- Kopp, G., and J. L. Lean (2011), A new, lower value of total solar irradiance: Evidence and climate significance, *Geophys. Res. Lett.*, *38*, L01706, doi:10.1029/2010GL045777.
- Kopp, R. E., J. L. Kirschvink, I. A. Hilburn, and C. Z. Nash (2005), The Paleoproterozoic snowball Earth: A climate disaster triggered by the evolution of oxygenic photosynthesis, *Proc. Natl. Acad. Sci. U. S. A.*, *102*, 11,131–11,136, doi:10.1073/pnas.0504878102.
- Kral, T. A., K. M. Brink, S. L. Miller, and C. P. McKay (1998), Hydrogen consumption by methanogens on the early Earth, *Origins Life Evol. Biosphere*, *28*, 311–319, doi:10.1023/A:1006552412928.
- Kress, M. E., and C. P. McKay (2004), Formation of methane in comet impacts: Implications for Earth, Mars, and Titan, *Icarus*, *168*, 475–483, doi:10.1016/j.icarus.2003.10.013.
- Kring, D. A., and B. A. Cohen (2002), Cataclysmic bombardment throughout the inner solar system 3.9–4.0 Ga, *J. Geophys. Res.*, *107*(E2), 5009, doi:10.1029/2001JE001529.
- Kristjánsson, J. E., C. W. Stjern, F. Stordal, A. M. Fjæraa, G. Myhre, and K. Jónasson (2008), Cosmic rays, cloud condensation nuclei and clouds—A reassessment using modis data, *Atmos. Chem. Phys.*, *8*(24), 7373–7387, doi:10.5194/acp-8-7373-2008.
- Kröner, A. (1985), Evolution of the archaic continental crust, *Ann. Rev. Earth Planet. Sci.*, *13*(1), 49–74, doi:10.1146/annurev.ea.13.050185.000405.
- Kuhlbrodt, T., A. Griesel, M. Montoya, A. Levermann, M. Hofmann, and S. Rahmstorf (2007), On the driving processes of the Atlantic meridional overturning circulation, *Rev. Geophys.*, *45*, RG2001, doi:10.1029/2004RG000166.

- Kuhn, W. R., and S. K. Atreya (1979), Ammonia photolysis and the greenhouse effect in the primordial atmosphere of the Earth, *Icarus*, *37*, 207–213, doi:10.1016/0019-1035(79)90126-X.
- Kuhn, W. R., and J. F. Kasting (1983), Effects of increased CO₂ concentrations on surface temperature of the early Earth, *Nature*, *301*, 53–55, doi:10.1038/301053a0.
- Kuhn, W. R., J. C. G. Walker, and H. G. Marshall (1989), The effect on Earth's surface temperature from variations in rotation rate, continent formation, solar luminosity, and carbon dioxide, *J. Geophys. Res.*, *94*, 11,129–11,136, doi:10.1029/JD094iD08p11129.
- Laskar, J., F. Joutel, and P. Robutel (1993), Stabilization of the Earth's obliquity by the Moon, *Nature*, *361*, 615–617, doi:10.1038/361615a0.
- Lean, J. (1987), Solar ultraviolet irradiance variations—A review, *J. Geophys. Res.*, *92*, 839–868, doi:10.1029/JD092iD01p00839.
- Levine, J. S., J. M. Hoell, and T. R. Augustsson (1980), The vertical distribution of tropospheric ammonia, *Geophys. Res. Lett.*, *7*, 317–320, doi:10.1029/GL007i005p00317.
- Lin, B., B. A. Wielicki, L. H. Chambers, Y. Hu, and K.-M. Xu (2002), The iris hypothesis: A negative or positive cloud feedback?, *J. Clim.*, *15*, 3–7, doi:10.1175/1520-0442(2002)015<0003:TIHANO>2.0.CO;2.
- Lindzen, R. S., and B. Farrell (1977), Some realistic modifications of simple climate models, *J. Atmos. Sci.*, *34*, 1487–1501, doi:10.1175/1520-0469(1977)034<1487:SRMOSC>2.0.CO;2.
- Lindzen, R. S., M.-D. Chou, and A. Y. Hou (2001), Does the Earth have an adaptive infrared iris?, *Bull. Am. Meteorol. Soc.*, *82*, 417–432, doi:10.1175/1520-0477(2001)082<0417:DETHAA>2.3.CO;2.
- Lissauer, J. J., J. W. Barnes, and J. E. Chambers (2012), Obliquity variations of a moonless Earth, *Icarus*, *217*, 77–87, doi:10.1016/j.icarus.2011.10.013.
- Locarnini, R. A., A. V. Mishonov, J. I. Antonov, T. P. Boyer, H. E. Garcia, O. K. Baranova, M. M. Zweng, and D. R. Johnson (2010), *World Ocean Atlas 2009*, vol. 1, *Temperature*, in *NOAA Atlas NESDIS*, vol. 68, NOAA, Silver Spring, Md.
- Longdoz, B., and L. M. François (1997), The faint young Sun climatic paradox: Influence of the continental configuration and of the seasonal cycle on the climatic stability, *Global Planet. Change*, *14*, 97–112, doi:10.1016/S0921-8181(96)00006-9.
- Lowe, D. R. (1980), Archean sedimentation, *Annu. Rev. Earth Planet. Sci.*, *8*, 145–167, doi:10.1146/annurev.ea.08.050180.001045.
- Lowe, D. R., and G. R. Byerly (2003), Ironstone pods in the Archean Barberton greenstone belt, South Africa: Earth's oldest seafloor hydrothermal vents reinterpreted as Quaternary subaerial springs, *Geology*, *31*, 909–912, doi:10.1130/G19664.1.
- Marshall, H. G., J. C. G. Walker, and W. R. Kuhn (1988), Long-term climate change and the geochemical cycle of carbon, *J. Geophys. Res.*, *93*, 791–801, doi:10.1029/JD093iD01p00791.
- Marshall, J., D. Ferreira, J.-M. Campin, and D. Enderton (2007), Mean climate and variability of the atmosphere and ocean on an aquaplanet, *J. Atmos. Sci.*, *64*, 4270–4286, doi:10.1175/2007JAS2226.1.
- Martin, W., J. Baross, D. Kelley, and M. J. Russell (2008), Hydrothermal vents and the origin of life, *Nat. Rev. Microbiol.*, *6*, 805–814, doi:10.1038/nrmicro1991.
- McKay, C. P. (2000), Thickness of tropical ice and photosynthesis on a snowball Earth, *Geophys. Res. Lett.*, *27*, 2153–2156, doi:10.1029/2000GL008525.
- McKay, C. P., J. B. Pollack, and R. Courtin (1991), The greenhouse and antigreenhouse effects on Titan, *Science*, *253*, 1118–1121, doi:10.1126/science.253.5024.1118.
- McKay, C. P., R. D. Lorenz, and J. I. Lunine (1999), Analytic solutions for the antigreenhouse effect: Titan and the early Earth, *Icarus*, *137*, 56–61, doi:10.1006/icar.1998.6039.
- Mel'nik, Y. P. (1982), *Precambrian Banded Iron-Formations – Physicochemical Conditions of Formation*, Elsevier, Amsterdam.
- Miller, S. L. (1953), A production of amino acids under possible primitive Earth conditions, *Science*, *117*, 528–529, doi:10.1126/science.117.3046.528.
- Miller, S. L., and H. C. Urey (1959), Organic compound synthesis on the primitive Earth, *Science*, *130*, 245–251, doi:10.1126/science.130.3370.245.
- Milne, E. A. (1922), LXXIV. Radiative equilibrium: The insolation of an atmosphere, *Philos. Mag., Ser. 6*, *44*, 872–896, doi:10.1080/14786441208562561.
- Mintou, D. A., and R. Malhotra (2007), Assessing the massive young Sun hypothesis to solve the warm young Earth puzzle, *Astrophys. J.*, *660*, 1700–1706, doi:10.1086/514331.
- Mischna, M. A., J. F. Kasting, A. Pavlov, and R. Freedman (2000), Influence of carbon dioxide clouds on early Martian climate, *Icarus*, *145*, 546–554, doi:10.1006/icar.2000.6380.
- Mitchell, J. F. B. (1989), The “greenhouse” effect and climate change, *Rev. Geophys.*, *27*, 115–139, doi:10.1029/RG027i001p00115.
- Mohapatra, R. N., and A. Y. Smirnov (2006), Neutrino mass and new physics, *Annu. Rev. Nucl. Part. Sci.*, *56*, 569–628, doi:10.1146/annurev.nucl.56.080805.140534.
- Mojzsis, S. J., T. M. Harrison, and R. T. Pidgeon (2001), Oxygen-isotope evidence from ancient zircons for liquid water at the Earth's surface 4,300 Myr ago, *Nature*, *409*, 178–181, doi:10.1038/35051557.
- Molnar, G. I., and W. J. Gutowski Jr. (1995), The “faint young Sun paradox”: Further exploration of the role of dynamical heat-flux feedbacks in maintaining global climate stability, *J. Glaciol.*, *41*, 87–90.
- Munk, W. (1968), Once again—Tidal friction, *Q. J. R. Astron. Soc.*, *9*, 352–375.
- Munk, W., and B. Bills (2007), Tides and the climate: Some speculations, *J. Phys. Oceanogr.*, *37*, 135–147, doi:10.1175/JPO3002.1.
- Munk, W., and C. Wunsch (1998), Abyssal recipes II: Energetics of tidal and wind mixing, *Deep Sea Res., Part I*, *45*, 1977–2010, doi:10.1016/S0967-0637(98)00070-3.
- Navarra, A., and G. Boccaletti (2002), Numerical general circulation experiments of sensitivity to Earth rotation rate, *Clim. Dyn.*, *19*, 467–483, doi:10.1007/s00382-002-0238-8.
- Newman, M. J., and R. T. Rood (1977), Implications of solar evolution for the Earth's early atmosphere, *Science*, *198*, 1035–1037, doi:10.1126/science.198.4321.1035.
- Nisbet, E., and C. Fowler (2011), The evolution of the atmosphere in the archaean and early Proterozoic, *Chin. Sci. Bull.*, *56*, 4–13, doi:10.1007/s11434-010-4199-8.
- Nisbet, E. G., and N. H. Sleep (2001), The habitat and nature of early life, *Nature*, *409*, 1083–1091, doi:10.1038/35059210.
- Ohmoto, H., Y. Watanabe, and K. Kumazawa (2004), Evidence from massive siderite beds for a CO₂-rich atmosphere before ~1.8 billion years ago, *Nature*, *429*, 395–399, doi:10.1038/nature02573.
- Orgel, L. E. (1998), The origin of life—A review of facts and speculations, *Trends Biochem. Sci.*, *23*(12), 491–495, doi:10.1016/S0968-0004(98)01300-0.
- Owen, T., R. D. Cess, and V. Ramanathan (1979), Enhanced CO₂ greenhouse to compensate for reduced solar luminosity on early Earth, *Nature*, *277*, 640–642, doi:10.1038/277640a0.
- Pace, N. R. (2001), The universal nature of biochemistry, *Proc. Natl. Acad. Sci. U. S. A.*, *98*(3), 805–808, doi:10.1073/pnas.98.3.805.
- Papaloizou, J. C. B., and C. Terquem (2006), Planet formation and migration, *Rep. Prog. Phys.*, *69*, 119–180, doi:10.1088/0034-4885/69/1/R03.
- Pavlov, A. A., and J. F. Kasting (2002), Mass-independent fractionation of sulfur isotopes in Archean sediments: Strong evidence for an anoxic Archean atmosphere, *Astrobiology*, *2*, 27–41, doi:10.1089/153110702753621321.
- Pavlov, A. A., J. F. Kasting, L. L. Brown, K. A. Rages, and R. Freedman (2000), Greenhouse warming by CH₄ in the

- atmosphere of early Earth, *J. Geophys. Res.*, *105*, 11,981–11,990, doi:10.1029/1999JE001134.
- Pavlov, A. A., L. L. Brown, and J. F. Kasting (2001), UV shielding of NH₃ and O₂ by organic hazes in the Archean atmosphere, *J. Geophys. Res.*, *106*, 23,267–23,287, doi:10.1029/2000JE001448.
- Pinto, J. P., G. R. Gladstone, and Y. L. Yung (1980), Photochemical production of formaldehyde in Earth's primitive atmosphere, *Science*, *210*, 183–185, doi:10.1126/science.210.4466.183.
- Pollack, H. N., S. J. Hurter, and J. R. Johnson (1993), Heat flow from the Earth's interior—Analysis of the global data set, *Rev. Geophys.*, *31*, 267–280, doi:10.1029/93RG01249.
- Pollack, J. B. (1971), A nongrey calculation of the runaway greenhouse: Implications for Venus' past and present, *Icarus*, *14*, 295, doi:10.1016/0019-1035(71)90001-7.
- Pollack, J. B. (1979), Climatic change on the terrestrial planets, *Icarus*, *37*, 479–553, doi:10.1016/0019-1035(79)90012-5.
- Pollack, J. B. (1991), Kuiper Prize Lecture: Present and past climates of the terrestrial planets, *Icarus*, *91*, 173–198, doi:10.1016/0019-1035(91)90017-N.
- Pollard, D., and J. F. Kasting (2005), Snowball Earth: A thin-ice solution with flowing sea glaciers, *J. Geophys. Res.*, *110*, C07010, doi:10.1029/2004JC002525.
- Pollard, D., and J. F. Kasting (2006), Reply to comment by Stephen G. Warren and Richard E. Brandt on “snowball Earth: A thin-ice solution with flowing sea glaciers”, *J. Geophys. Res.*, *111*, C09017, doi:10.1029/2006JC003488.
- Poulsen, C. J., R. T. Pierrehumbert, and R. L. Jacob (2001), Impact of ocean dynamics on the simulation of the Neoproterozoic “snowball Earth”, *Geophys. Res. Lett.*, *28*, 1575–1578, doi:10.1029/2000GL012058.
- Rages, K., and J. B. Pollack (1980), Titan aerosols—Optical properties and vertical distribution, *Icarus*, *41*, 119–130, doi:10.1016/0019-1035(80)90164-5.
- Rages, K., and J. B. Pollack (1983), Vertical distribution of scattering hazes in Titan's upper atmosphere, *Icarus*, *55*, 50–62, doi:10.1016/0019-1035(83)90049-0.
- Rampino, M. R., and K. Caldeira (1994), The Goldilocks Problem: Climatic evolution and long-term habitability of terrestrial planets, *Annu. Rev. Astron. Astrophys.*, *32*, 83–114, doi:10.1146/annurev.aa.32.090194.000503.
- Rasool, S. I., and C. de Bergh (1970), The runaway greenhouse and the accumulation of CO₂ in the Venus atmosphere, *Nature*, *226*, 1037–1039, doi:10.1038/2261037a0.
- Ringwood, A. E. (1961), Changes in solar luminosity and some possible terrestrial consequences, *Geochim. Cosmochim. Acta*, *21*, 295–296, doi:10.1016/S0016-7037(61)80064-1.
- Roberson, A. L., J. Roadt, I. Halevy, and J. F. Kasting (2011), Greenhouse warming by nitrous oxide and methane in the Proterozoic Eon, *Geobiology*, *9*(4), 313–320, doi:10.1111/j.1472-4669.2011.00286.x.
- Robert, F., and M. Chaussidon (2006), A palaeotemperature curve for the Precambrian oceans based on silicon isotopes in cherts, *Nature*, *443*, 969–972, doi:10.1038/nature05239.
- Rondanelli, R., and R. S. Lindzen (2010), Can thin cirrus clouds in the tropics provide a solution to the faint young Sun paradox?, *J. Geophys. Res.*, *115*, D02108, doi:10.1029/2009JD012050.
- Rosing, M. T., D. K. Bird, N. H. Sleep, and C. J. Bjerrum (2010), No climate paradox under the faint early Sun, *Nature*, *464*, 744–747, doi:10.1038/nature08955.
- Rossow, W. B., A. Henderson-Sellers, and S. K. Weinreich (1982), Cloud feedback: A stabilizing effect for the early Earth?, *Science*, *217*, 1245–1247, doi:10.1126/science.217.4566.1245.
- Rye, R., P. H. Kuo, and H. D. Holland (1995), Atmospheric carbon dioxide concentrations before 2.2 billion years ago, *Nature*, *378*, 603–605, doi:10.1038/378603a0.
- Sackmann, I., and A. I. Boothroyd (2003), Our Sun. V. A bright young Sun consistent with helioseismology and warm temperatures on ancient Earth and Mars, *Astrophys. J.*, *583*, 1024–1039, doi:10.1086/345408.
- Sagan, C. (1977), Reducing greenhouses and the temperature history of Earth and Mars, *Nature*, *269*, 224–226, doi:10.1038/269224a0.
- Sagan, C., and C. Chyba (1997), The early faint Sun paradox: Organic shielding of ultraviolet-labile greenhouse gases, *Science*, *276*, 1217–1221, doi:10.1126/science.276.5316.1217.
- Sagan, C., and G. Mullen (1972), Earth and Mars: Evolution of atmospheres and surface temperatures, *Science*, *177*, 52–56, doi:10.1126/science.177.4043.52.
- Schatten, K. H., and A. S. Endal (1982), The faint young Sun-climate paradox—Volcanic influences, *Geophys. Res. Lett.*, *9*, 1309–1311, doi:10.1029/GL009i012p01309.
- Schneider, S. H. (1972), Cloudiness as a global climatic feedback mechanism: The effects on the radiation balance and surface temperature of variations in cloudiness, *J. Atmos. Sci.*, *29*, 1413–1422, doi:10.1175/1520-0469(1972)029<1413:CAAGCF>2.0.CO;2.
- Schopf, J. W. (2006), Fossil evidence for Archaean life, *Philos. Trans. R. Soc. B*, *361*, 869–885, doi:10.1098/rstb.2006.1834.
- Schwarzschild, M. (1958), *Structure and Evolution of the Stars*, Princeton Univ. Press, Princeton, N. J.
- Sellers, W. D. (1969), A global climatic model based on the energy balance of the Earth-atmosphere system, *J. Appl. Meteorol.*, *8*, 392–400, doi:10.1175/1520-0450(1969)008.
- Sessions, A. L., D. M. Doughty, P. V. Welander, R. E. Summons, and D. K. Newman (2009), The continuing puzzle of the great oxidation event, *Curr. Biol.*, *19*(14), R567–R574, doi:10.1016/j.cub.2009.05.054.
- Shaviv, N. J. (2003), Toward a solution to the early faint Sun paradox: A lower cosmic ray flux from a stronger solar wind, *J. Geophys. Res.*, *108*(A12), 1437, doi:10.1029/2003JA009997.
- Shaw, G. (2008), Earth's atmosphere—Hadean to early Proterozoic, *Chem. Erde*, *68*, 235–264, doi:10.1016/j.chemer.2008.05.001.
- Sheldon, N. D. (2006), Precambrian paleosols and atmospheric CO₂ levels, *Precambrian Res.*, *147*, 148–155, doi:10.1016/j.precamres.2006.02.004.
- Sleep, N. H., and K. Zahnle (2001), Carbon dioxide cycling and implications for climate on ancient Earth, *J. Geophys. Res.*, *106*, 1373–1400, doi:10.1029/2000JE001247.
- Sleep, N. H., K. J. Zahnle, J. F. Kasting, and H. J. Morowitz (1989), Annihilation of ecosystems by large asteroid impacts on the early Earth, *Nature*, *342*, 139–142, doi:10.1038/342139a0.
- Som, S. M., D. C. Catling, J. P. Harmeijer, P. M. Polivka, and R. Buick (2012), Air density 2.7 billion years ago limited to less than twice modern levels by fossil raindrop imprints, *Nature*, *484*, 359–362, doi:10.1038/nature10890.
- Stephens, G. L. (2005), Cloud feedbacks in the climate system: A critical review, *J. Clim.*, *18*, 237–273, doi:10.1175/JCLI-3243.1.
- Sterenberg, M. G., O. Cohen, J. J. Drake, and T. I. Gombosi (2011), Modeling the young Sun's solar wind and its interaction with Earth's paleomagnetosphere, *J. Geophys. Res.*, *116*, A01217, doi:10.1029/2010JA016036.
- Stern, R. J. (2002), Subduction zones, *Rev. Geophys.*, *40*(4), 1012, doi:10.1029/2001RG000108.
- Stibbs, D. W. N. (1971), The greenhouse effect in a gray planetary atmosphere: An exact solution for the emergent radiation, *Astrophys. J.*, *168*, 155, doi:10.1086/151070.
- Stone, P. H. (1972), A simplified radiative-dynamical model for the static stability of rotating atmospheres, *J. Atmos. Sci.*, *29*, 405–418, doi:10.1175/1520-0469(1972)029<405:ASRDMF>2.0.CO;2.
- Stuart, J. S., and R. P. Binzel (2004), Bias-corrected population, size distribution, and impact hazard for the near-Earth objects, *Icarus*, *170*, 295–311, doi:10.1016/j.icarus.2004.03.018.
- Tarduno, J. A., et al. (2010), Geodynamo, solar wind, and magnetopause 3.4 to 3.45 billion years ago, *Science*, *327*, 1238–1240, doi:10.1126/science.1183445.

- Taylor, S. R., and S. M. McLennan (2009), *Planetary Crusts: Their Composition, Origin and Evolution*, Cambridge Univ. Press, Cambridge, U. K.
- Tera, F., D. A. Papanastassiou, and G. J. Wasserburg (1974), Isotopic evidence for a terminal lunar cataclysm, *Earth Planet. Sci. Lett.*, 22(1), 1–21, doi:10.1016/0012-821X(74)90059-4.
- Thauer, R. K. (1998), Biochemistry of methanogenesis: A tribute to Marjory Stephenson, *Microbiology*, 144(9), 2377–2406, doi:10.1099/00221287-144-9-2377.
- Tian, F., O. B. Toon, A. A. Pavlov, and H. De Sterck (2005), A hydrogen-rich early Earth atmosphere, *Science*, 308, 1014–1017, doi:10.1126/science.1106983.
- Tian, F., O. B. Toon, and A. A. Pavlov (2006), Response to comment on “A hydrogen-rich early Earth atmosphere”, *Science*, 311, 38, doi:10.1126/science.1118412.
- Tomaschitz, R. (2005), Faint young Sun, planetary paleoclimates and varying fundamental constants, *Int. J. Theor. Phys.*, 44, 195–218, doi:10.1007/s10773-005-1492-4.
- Trainer, M. G., A. A. Pavlov, D. B. Curtis, C. P. McKay, D. R. Worsnop, A. E. Delia, D. W. Toohey, O. B. Toon, and M. A. Tolbert (2004), Haze aerosols in the atmosphere of early Earth: Manna from Heaven, *Astrobiology*, 4, 409–419, doi:10.1089/ast.2004.4.409.
- Trainer, M. G., A. A. Pavlov, H. L. Dewitt, J. L. Jimenez, C. P. McKay, O. B. Toon, and M. A. Tolbert (2006), Organic haze on Titan and the early Earth, *Proc. Natl. Acad. Sci. U. S. A.*, 103, 18,035–18,042, doi:10.1073/pnas.0608561103.
- Ueno, Y., M. S. Johnson, S. O. Danielache, C. Eskebjerg, A. Pandey, and N. Yoshida (2009), Geological sulfur isotopes indicate elevated OCS in the Archean atmosphere, solving faint young Sun paradox, *Proc. Natl. Acad. Sci. U. S. A.*, 106, 14,784–14,789, doi:10.1073/pnas.0903518106.
- Ulrich, R. K. (1975), Solar neutrinos and variations in the solar luminosity, *Science*, 190, 619–624.
- Valley, J. W., W. H. Peck, E. M. King, and S. A. Wilde (2002), A cool early Earth, *Geology*, 30, 351–354, doi:10.1130/0091-7613(2002)030<0351:ACEE>2.0.CO;2.
- van den Boorn, S. H. J. M., M. J. van Bergen, W. Nijman, and P. Z. Vroon (2007), Dual role of seawater and hydrothermal fluids in Early Archean chert formation: Evidence from silicon isotopes, *Geology*, 35, 939–942, doi:10.1130/2FG24096A.1.
- von Paris, P., H. Rauer, J. Lee Grenfell, B. Patzer, P. Hedelt, B. Stracke, T. Trautmann, and F. Schreier (2008), Warming the early Earth—CO₂ reconsidered, *Planet. Space Sci.*, 56, 1244–1259, doi:10.1016/j.pss.2008.04.008.
- Walker, J. C. G. (1976), Implications for atmospheric evolution of the inhomogeneous accretion model of the origin of the Earth, in *The Early History of the Earth*, edited by B. F. Windley, pp. 537–546, John Wiley, Chichester, U. K.
- Walker, J. C. G. (1977), *Evolution of the Atmosphere*, Macmillan, New York.
- Walker, J. C. G. (1982), Climatic factors on the Archean Earth, *Palaeogeogr. Palaeoclimatol. Palaeoecol.*, 40, 1–11, doi:10.1016/0031-0182(82)90082-7.
- Walker, J. C. G., and K. J. Zahnle (1986), Lunar nodal tide and distance to the Moon during the Precambrian, *Nature*, 320, 600–602, doi:10.1038/320600a0.
- Walker, J. C. G., P. B. Hays, and J. F. Kasting (1981), A negative feedback mechanism for the long-term stabilization of the Earth’s surface temperature, *J. Geophys. Res.*, 86, 9776–9782, doi:10.1029/JC086iC10p09776.
- Walker, J. C. G., C. Klein, M. Schidlowski, J. W. Schopf, D. J. Stevenson, and M. R. Walter (1983), Environmental evolution of the Archean-early Proterozoic Earth, in *Earth’s Earliest Biosphere: Its Origin and Evolution*, edited by J. W. Schopf, pp. 260–290, Princeton Univ. Press, Princeton, N. J.
- Wang, W. C., Y. L. Yung, A. A. Lacis, T. Mo, and J. E. Hansen (1976), Greenhouse effects due to man-made perturbations of trace gases, *Science*, 194, 685–690, doi:10.1126/science.194.4266.685.
- Warren, S. G., and R. E. Brandt (2006), Comment on “snowball Earth: A thin-ice solution with flowing sea glaciers” by David Pollard and James F. Kasting, *J. Geophys. Res.*, 111, C09016, doi:10.1029/2005JC003411.
- Warren, S. G., R. E. Brandt, T. C. Grenfell, and C. P. McKay (2002), Snowball Earth: Ice thickness on the tropical ocean, *J. Geophys. Res.*, 107(C10), 3167, doi:10.1029/2001JC001123.
- Watson, A. J., T. M. Donahue, and J. C. G. Walker (1981), The dynamics of a rapidly escaping atmosphere—Applications to the evolution of Earth and Venus, *Icarus*, 48, 150–166, doi:10.1016/0019-1035(81)90101-9.
- Weiss, N. O., and S. M. Tobias (2000), Physical causes of solar activity, *Space Sci. Rev.*, 94, 99–112, doi:10.1023/A:1026790416627.
- Wetherill, G. W. (1975), Late heavy bombardment of the Moon and terrestrial planets, *Lunar Sci.*, 6, 1539–1561.
- Wetherill, G. W. (1990), Formation of the Earth, *Annu. Rev. Earth Planet. Sci.*, 18, 205–256, doi:10.1146/annurev.ea.18.050190.001225.
- Whitmire, D. P., L. R. Doyle, R. T. Reynolds, and J. J. Matese (1995), A slightly more massive young Sun as an explanation for warm temperatures on early Mars, *J. Geophys. Res.*, 100, 5457–5464, doi:10.1029/94JE03080.
- Wigley, T. M. L., and P. Brimblecombe (1981), Carbon dioxide, ammonia and the origin of life, *Nature*, 291, 213–215, doi:10.1038/291213a0.
- Wilber, A. C., D. P. Kratz, and S. K. Gupta (1999), Surface emissivity maps for use in satellite retrievals of longwave radiation, *Tech. Rep. NASA/TP-1999-209362*, NASA, Hampton, Va.
- Wilde, S. A., J. W. Valley, W. H. Peck, and C. M. Graham (2001), Evidence from detrital zircons for the existence of continental crust and oceans on the Earth 4.4 Gyr ago, *Nature*, 409, 175–178, doi:10.1038/35051550.
- Wildt, R. (1966), The greenhouse effect in a gray planetary atmosphere, *Icarus*, 5, 24–33, doi:10.1016/0019-1035(66)90005-4.
- Williams, G. E. (2000), Geological constraints on the Precambrian history of Earth’s rotation and the Moon’s orbit, *Rev. Geophys.*, 38, 37–60, doi:10.1029/1999RG900016.
- Williams, G. P. (1988), The dynamical range of global circulations – I, *Clim. Dyn.*, 2, 205–260, doi:10.1007/BF01371320.
- Williams, P. D., E. Guilyardi, G. Madec, S. Gualdi, and E. Scoccimarro (2010), The role of mean ocean salinity in climate, *Dyn. Atmos. Oceans*, 49, 108–123, doi:10.1016/j.dynatmoce.2009.02.001.
- Woese, C. R., and G. E. Fox (1977), Phylogenetic structure of the prokaryotic domain: The primary kingdoms, *Proc. Natl. Acad. Sci. U. S. A.*, 74, 5088–5090, doi:10.1073/pnas.74.11.5088.
- Wolf, E. T., and O. B. Toon (2010), Fractal organic hazes provided an ultraviolet shield for early Earth, *Science*, 328, 1266–1268, doi:10.1126/science.1183260.
- Wood, B. E. (2004), Astrospheres and solar-like stellar winds [online], *Living Rev. Solar Phys.*, 1, 2.
- Wood, B. E., H.-R. Müller, G. P. Žank, J. L. Linsky, and S. Redfield (2005), New mass-loss measurements from astrospheric Ly α absorption, *Astrophys. J. Lett.*, 628, L143–L146, doi:10.1086/432716.
- Wordsworth, R., F. Forget, and V. Eymet (2010), Infrared collision-induced and far-line absorption in dense CO₂ atmospheres, *Icarus*, 210, 992–997, doi:10.1016/j.icarus.2010.06.010.
- Young, G. M., V. V. Brunn, D. J. C. Gold, and W. E. L. Minter (1998), Earth’s oldest reported glaciation: Physical and chemical evidence from the Archean Mozaan Group (~2.9 Ga) of South Africa, *J. Geol.*, 106, 523–538, doi:10.1086/516039.
- Zahnle, K. J. (1986), Photochemistry of methane and the formation of hydrocyanic acid (HCN) in the Earth’s early atmosphere, *J. Geophys. Res.*, 91, 2819–2834, doi:10.1029/JD091iD02p02819\

- Zahnle, K. J., and J. C. G. Walker (1982), The evolution of solar ultraviolet luminosity, *Rev. Geophys.*, 20, 280–292, doi:10.1029/RG020i002p00280.
- Zahnle, K., and J. C. G. Walker (1987), A constant daylength during the Precambrian era?, *Precambrian Res.*, 37, 95–105, doi:10.1016/0301-9268(87)90073-8.
- Zahnle, K., N. Arndt, C. Cockell, A. Halliday, E. Nisbet, F. Selsis, and N. H. Sleep (2007), Emergence of a habitable planet, *Space Sci. Rev.*, 129, 35–78, doi:10.1007/s11214-007-9225-z.