



POTSDAM-INSTITUT FÜR
KLIMAFOLGENFORSCHUNG

Originally published as:

Serdukova, L., Zheng, Y., Duan, J., Kurths, J. (2017): Metastability for discontinuous dynamical systems under Lévy noise: Case study on Amazonian Vegetation. - Nature Scientific Reports, 7, Art. 9336

DOI: [10.1038/s41598-017-07686-8](https://doi.org/10.1038/s41598-017-07686-8)

SCIENTIFIC REPORTS



OPEN

Metastability for discontinuous dynamical systems under Lévy noise: Case study on Amazonian Vegetation

Larissa Serdukova^{1,2,3}, Yayun Zheng^{1,2,4}, Jinqiao Duan^{2,5} & Jürgen Kurths^{2,6,7}

For the tipping elements in the Earth's climate system, the most important issue to address is how stable is the desirable state against random perturbations. Extreme biotic and climatic events pose severe hazards to tropical rainforests. Their local effects are extremely stochastic and difficult to measure. Moreover, the direction and intensity of the response of forest trees to such perturbations are unknown, especially given the lack of efficient dynamical vegetation models to evaluate forest tree cover changes over time. In this study, we consider randomness in the mathematical modelling of forest trees by incorporating uncertainty through a stochastic differential equation. According to field-based evidence, the interactions between fires and droughts are a more direct mechanism that may describe sudden forest degradation in the south-eastern Amazon. In modeling the Amazonian vegetation system, we include symmetric α -stable Lévy perturbations. We report results of stability analysis of the metastable fertile forest state. We conclude that even a very slight threat to the forest state stability represents Lévy noise with large jumps of low intensity, that can be interpreted as a fire occurring in a non-drought year. During years of severe drought, high-intensity fires significantly accelerate the transition between a forest and savanna state.

Tipping elements (TEs) are subsystems of the Earth's climate system, at least subcontinental in scale, which are characterized by a critical control value, called the tipping point, beyond which even small perturbations of the system may lead to drastic qualitative changes in the system's features and behaviour¹. The study of these systems plays a crucial role in interdisciplinary research, particularly because TEs represent a significant part of our planet. The smooth functioning of TEs directly depends on its performance and may also have a significant impact on humans and their welfare. Thus, it has now become a challenge to quantify the qualitative changes in TEs in terms of the impact that they might have on all elements of an ecosystem.

One such tipping elements is the Amazon rainforest. In recent years, the rainforest has attracted substantial attention from scientists from different areas. Menck *et al.* have proposed a conceptual model that describes the dynamical behaviour of the forest cover^{2–4} incorporating non-smooth switches in the growth term. Sternberg *et al.* have developed an accurate forest area model that addresses forest contributions to dry season precipitation and the consequential effects on the forest's own establishment³. Hirota *et al.* have analysed data on the distribution of tree cover in Africa, Australia and South America, and have statistically tested their hypothesis describing the existence of three distinct attractors in a forest ecosystem: forest, savanna and treeless states⁴.

However, in the modelling of the Amazon rainforest, there is only a small amount of information^{5,6} on an issue that deserves attention, given its importance: How robust are desirable, i.e. present, fertile forest states against random and even large perturbations². Global warming-based, droughts, wildfires and similar biotic events pose

¹School of Mathematics and Statistics, Huazhong University of Science and Technology, Wuhan, 430074, China.

²Center for Mathematical Sciences, Huazhong University of Science and Technology, Wuhan, 430074, China.

³Department of Science and Technology, University of Cape Verde, Praia, 7600, Cape Verde. ⁴Wuhan National Laboratory for Optoelectronics, Wuhan, 430074, China. ⁵Department of Applied Mathematics, Illinois Institute of Technology, 312-567-5335, Chicago, 60616, USA. ⁶Research Domain on Transdisciplinary Concepts and Methods, Potsdam Institute for Climate Impact Research, PO Box 60 12 03, 14412, Potsdam, Germany. ⁷Department of Physics, Humboldt University of Berlin, Newtonstrasse 15, 12489, Berlin, Germany. Correspondence and requests for materials should be addressed to Y.Z. (email: yayun2046@163.com)

severe hazards to the tropical forest. However, the direction and intensity of the rainforest's vegetative response to extreme climatic events are uncertain, given the lack of efficient vegetation models to evaluate changes in forest tree cover under climatic influence. Some attempts to measure the highly stochastic effects of extreme events on forest ecosystems have already been made; e.g., Manso *et al.*⁷ have presented an empirical single-tree mortality model for multi-species stands that considers competition and extreme event-mediated mortality. The latter is included in the model via random effects that considers the stochastic nature of the phenomenon. A coupled approach combining dendrochronology and ecophysiology has been used by Bréda *et al.*⁸ to illustrate how some extreme events affect forest ecosystems and to provide various management guidance in order to moderate extreme drought and control selective mortality. Another attempt to clarify this subject has been made by Rammig *et al.*⁹ and consists in estimating the risk of Amazonian forest dieback by using weighted rainfall projections from general circulation models to create probability density functions of future forest biomass changes. Additionally, Zeng *et al.*¹⁰ have developed an empirical approach, based on the observed climatic spacing of tropical trees, to estimate the maximum potential tropical tree cover with a given climate. Their results emphasize the importance of a temperature, precipitation, and atmospheric CO_2 in determining tropical tree coverage.

Current approaches used in modelling forest response to extreme events, both mechanistic and empirical, have limitations. In particular, they require very precise data, which are not always available, as well as data from damage produced by a limited number of extreme events, thus resulting in significant biases in the predictions extrapolated by these models. Models from catastrophe theory with bifurcation points proposed for the switch between forest cover and the alternative stable state of grassland are deterministic systems, even though the deterministic nature of these systems does not make them predictable, their future behavior is fully determined by their parameters and initial conditions, with no random elements involved. However, these extreme events and their local effects, are extremely stochastic in nature and are difficult to measure.

Given this background, it is important to consider randomness in the mathematical modelling of forest tree cover with uncertainty and to devise a stochastic differential equation for the evolution of forest ecosystems, as influenced by extreme climatic and biotic events. Moreover, field-based evidence suggests that the response of forest cover to drought-fire interactions will not be smooth but will exhibit sudden transitions¹¹. These abrupt increases in fire-induced tree mortality (226 and 462 percent) have been found during the grim drought season, on the basis of results of a large-scale, long-term experiment with annual and triennial burn regimes. A Lévy process with jumps^{12,13} is the best choice among the stochastic processes to model such abrupt pulses given their special properties such as heavy-tailed distributions and stochastically continuous sample paths. Therefore, we will include random perturbations of symmetric α -stable Lévy type in the deterministic conceptual Amazonian vegetation model and perform a stability analysis of the metastable fertile forest state. In fact, the resulting stochastic model demonstrates the dynamical behaviour called metastability, in which a system explores the state space on different time scales: the fast time scale is the transitions that occurs within a single subregion, and the slow time scale occurs between different subregions¹⁴. Analysing a data set of forest cover to demonstrate Lévy flight behaviour, as well as performing a power-law test on Lévy distributions in forest ecosystems¹⁵ was outside the scope of our study. To our knowledge our research is the first attempt to model forest cover by taking the stochastic nature of forest ecosystems into consideration.

The remainder of the paper is organized as follows. In **Model and Methods**, we describe the deterministic conceptual Amazonian vegetation model. It includes a particular difficulty of a discontinuous vector field, which is a known non-smooth dynamical system model. In this section, we raise questions such as the notion of the existence and uniqueness of solutions, and we show that our system holds the repulsive sliding mode vector field around the switching boundary $x = X_{crit}$, thus suggesting that the initial value problem, with the initial condition $x_0 = X_{crit}$, has three possible solutions. We propose a smooth approximation of the discontinuous vector field performed by using a mollification method to overcome the problem of non-uniqueness. The perturbation type, its main characteristics and the stochastic Amazonian vegetation system are also discussed in this section. In **Results and Discussion**, we carry out the stability analysis via a first exit time, an escape probability and a stochastic basin of attraction. The results obtained are also presented. Finally, we summarize our findings in the **Conclusion**.

Model

Conceptual Amazonian vegetation model (AV). The growth dynamics of the forest cover in Amazonian rainforests have been described by Menck *et al.*² via the Levins model^{16,17}, in which a non-smooth switch in the growth term that represents the tipping point was incorporated:

$$\frac{dx}{dt} = f(x) = \begin{cases} G(1-x)x - Dx & \text{if } x > X_{crit} \\ -Dx & \text{if } x < X_{crit} \end{cases} \quad (1)$$

where x is the relative forest cover that grows with the saturating rate G if $x > X_{crit}$ and dies with rate D (assuming $G > D > 0$). This model has two equilibria: the forest state $x_F = 1 - \frac{D}{G}$ and the savanna state $x_S = 0$. x_F (resp. x_S) exists and is stable if $x_F > X_{crit}$ (resp. $X_{crit} > 0$). X_{crit} is the critical forest cover threshold and directly depends on aridity. Owing to global warming, aridity has a tendency to increase, thus causing a significant displacement of X_{crit} and consequently a size decrease in the basin of the forest state, thus contributing to the x_F instability before the perturbations. When X_{crit} reaches the level of x_F , the forest state disappears.

In the mathematical literature, this type of dynamical system is known as piecewise-smooth dynamics^{18,19} or non-smooth dynamical systems, which are described by differential equations with a discontinuous right-hand side^{20,21}. Numerous fundamental questions arise when working with discontinuous dynamical systems. The most basic question is the notion of a solution. Many researchers have contributed to the foundation of this issue²², including Filippov, Caratheodory, Krasovskii, Euler and Hermes. However, for our purpose we chose the

generalized definition of the solution based on the Filippov theory²¹. Therefore, the AV model can be described by a more general n -dimensional nonlinear system with a discontinuous right-hand side²⁰:

$$\dot{x}(t) = f(t, x(t)) = \begin{cases} f_+(t, x(t)), & x \in \mathcal{V}_+, \\ f_-(t, x(t)), & x \in \mathcal{V}_-, \end{cases} \tag{2}$$

where the initial condition $x(0) = x_0$. The right-hand side $f(t, x)$ is assumed to be piecewise-continuous and smooth on \mathcal{V}_- and \mathcal{V}_+ and discontinuous on the hyper-surface Σ , which is called the *switching boundary*. The boundary is defined by a scalar switching boundary function $h(x)$. In our model $\Sigma = \{x = X_{crit}\}$; thus, $h(x) = X_{crit} - x$. The function $f_-(t, x)$ is therefore assumed to be C^1 on $\mathcal{V}_- \cup \Sigma$, and $f_+(t, x)$ is assumed to be C^1 on $\mathcal{V}_+ \cup \Sigma$. These functions do not agree at the boundary Σ . The system described by (2) does not define $f(t, x(t))$ if $x(t)$ is on Σ . One of the methods to overcome this problem is known as Filippov's convex method²¹, which consists of an extension (or convexification) of (2) into the following convex differential inclusion (CDI) (or set-valued extension) $F(t, x)$ is the general case and in our model:

$$\begin{aligned} \dot{x}(t) \in F(t, x(t)) &= \begin{cases} f_+(t, x(t)), & x \in \mathcal{V}_+, \\ \overline{\text{co}}[f_-(t, x(t)), f_+(t, x(t))], & x \in \Sigma, \\ f_-(t, x(t)), & x \in \mathcal{V}_-, \end{cases} \\ &= \begin{cases} G(1-x)x - Dx, & x > X_{crit} \\ \overline{\text{co}}[G(1-x)x - Dx, -Dx], & x = X_{crit} \\ -Dx, & x < X_{crit} \end{cases} \end{aligned} \tag{3}$$

where $\overline{\text{co}}[f_-, f_+]$, the convex set with two right-hand side f_- and f_+ , is represented by the following equation:

$$\begin{aligned} \overline{\text{co}}[f_-, f_+] &= [(1-q)f_- + qf_+, \quad \forall q \in [0, 1]] \\ &= [qG(1-x)x - Dx, \quad \forall q \in [0, 1]] \\ &= [-DX_{crit}, \quad G(1-X_{crit})X_{crit} - DX_{crit}]. \end{aligned} \tag{4}$$

The solution concept in the sense of the Filippov method²⁰ (definition 3.3, page 32) guarantees the existence of a solution for the system (3) under the assumption that the set-valued function $F(t, x)$ is upper semi-continuous. The notion of upper semi-continuity can be found in ref. 20 chapter 2, section 2.2, and the existence of a solution of a differential inclusion theorem with a proof is given in ref. 23 (Theorem 3, page 98).

The second fundamental question for this piecewise-smooth dynamical system is the uniqueness of the solution. Obviously, the solution of the initial valued problem (IVP) equation (3) where $x_0 \notin \Sigma$ is locally unique because $f_-(t, x)$ and $f_+(t, x)$ are smooth. Uniqueness problems of IVP may arise when $x_0 \in \Sigma$ or the solution crosses the switching boundary Σ . The solution of the differential inclusion (3) with $x_0 \in \Sigma$ does not satisfy the local uniqueness condition in forward time, as presented in the **Methods** section. In fact, the type of vector field, defined by (3), is around the switching boundary $x = X_{crit}$ and is called a *repulsive (repelling) sliding mode*¹⁸ after the solutions diverge from $x = X_{crit}$, i.e., a solution that starts close to $x = X_{crit}$ will move away from it. However, a solution with the initial condition $x_0 = X_{crit}$ may stay on X_{crit} (because $0 \in F(X_{crit})$) or leave the switching boundary by entering either \mathcal{V}_- or \mathcal{V}_+ . The IVP with the initial condition $x_0 = X_{crit}$ has three possible solutions:

$$x(t) = \begin{cases} -\frac{D-G}{2G} \cdot \left(\tanh\left(\frac{(C_1-t)(D-G)}{2}\right) + 1 \right), \\ X_{crit}, \\ X_{crit} \cdot \exp(-Dt), \end{cases} \tag{5}$$

where $C_1 \in \mathbb{R}^1$. Varying the parameters D , G and X_{crit} (i.e. $G > D > 0$ and $x_F > X_{crit}$) do not lead the system to a bifurcation. The system experiences structural instability only when X_{crit} reaches the x_F level. Thus, considering the objectives of our analysis, we assume that $D=0.2$, $G=0.85$ and $X_{crit}=0.3$. In this case, the convex differential inclusion $F(t, x)$ (3) of the discontinuous AV system (1) is as follows:

$$F(x) = \begin{cases} -0.85x^2 + 0.65x, & \text{if } x > 0.3. \\ [-0.06, 0.1185], & \text{if } x = 0.3. \\ -0.2x, & \text{if } x < 0.3. \end{cases} \tag{6}$$

The discontinuous vector field of the Amazonian vegetation model is shown in Fig. 1(a).

Smooth approximation. To overcome the problem of non-uniqueness of solutions in the non-smooth dynamical system, and to be able to apply the stability analysis techniques for the metastable states in the case of stochastically perturbed dynamical system, we will achieve a smooth approximation of the discontinuous vector fields. Often, smoothing methods are used to address complicated bifurcations¹⁹, difficulties in numerical integration^{20, 24} or problems with the existence and uniqueness of the solution, which arises in differential inclusions with sliding modes. However, this method has some disadvantages, including that it generates stiff differential equations which are numerically expensive to solve, and it does not always lead to the approximations that convey the physical reality²⁰ in the best way. However, in our case, this approximation is useful, because the smoothness of the vector field is a necessary property in our analysis.

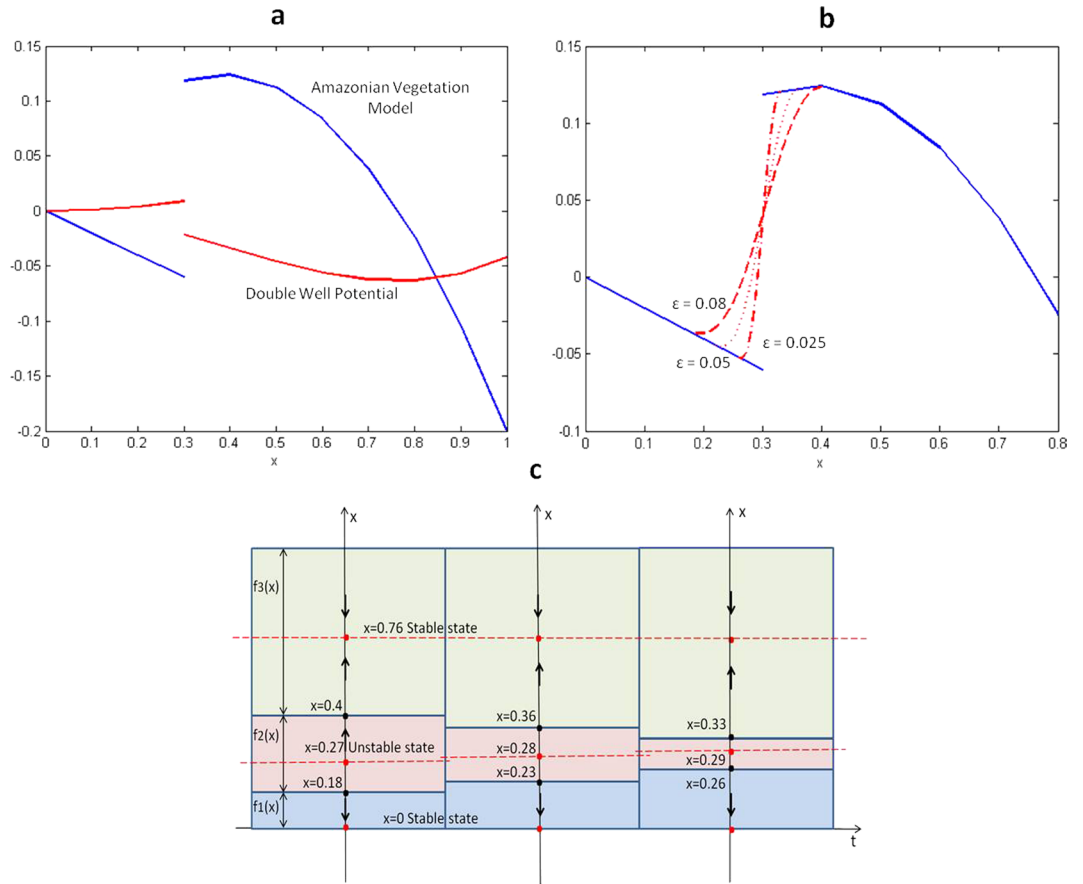


Figure 1. (a) Discontinuous vector field of Amazonian vegetation model (blue line) and respective double well potential (red line). (b) Phase portrait for mollified model with $\varepsilon = 0.08, 0.05, 0.025$. (c) Mollified vector field $f^\varepsilon(x)$. Dashed line ($\varepsilon = 0.08$), dotted line ($\varepsilon = 0.05$) and dash-dotted line ($\varepsilon = 0.025$) with support in $(0.177, 0.404)$, $(0.227, 0.362)$ and $(0.264, 0.330)$, respectively.

Among the wide variety of smooth approximation methods, the method that stands out is the mollification method. This method was chosen because of the large number of benefits that it provides during the regularization of many ill-posed problems^{25–29}, including efficiency, accuracy, robustness, and reduced costs. A detailed explanation of how we carry-out the mollification of (3) is found in the **Methods** section. Our mollified AV model is now described by the following differential equation with a piecewise-smooth continuous vector field (all computations were performed in Matlab):

$$\frac{dx}{dt} = f^\varepsilon(x) = \begin{cases} -0.85x^2 + 0.65x, & \text{if } x > U_\varepsilon^h, \\ A^*, & \text{if } U_\varepsilon^l \leq x \leq U_\varepsilon^h, \\ -0.2x, & \text{if } x < U_\varepsilon^l, \end{cases} \quad (7)$$

where $U_\varepsilon = [U_\varepsilon^l, U_\varepsilon^h]$, $U = [U^l, U^h]$ and A^* is represented by:

$$\begin{aligned} A^* &= \eta_\varepsilon * f \\ &= \int_{U^l}^{0.3} \left(-0.2t \cdot \frac{1}{\varepsilon\sqrt{\pi}} \exp\left(-\frac{(x-t)^2}{\varepsilon^2}\right) \right) dt \\ &\quad + \int_{0.3}^{U^h} \left(-0.85t^2 + 0.65t \right) \cdot \frac{1}{\varepsilon\sqrt{\pi}} \exp\left(-\frac{(x-t)^2}{\varepsilon^2}\right) dt. \end{aligned} \quad (8)$$

In this analysis, we consider three distinct values for the parameter ε , obtaining the following intervals for U and U_ε :

- i) for $\varepsilon = 0.08$ $U_\varepsilon = [0.177, 0.404]$ and $U = [0.100, 0.495]$;
- ii) for $\varepsilon = 0.05$ $U_\varepsilon = [0.227, 0.362]$ and $U = [0.170, 0.420]$;
- iii) for $\varepsilon = 0.025$ $U_\varepsilon = [0.264, 0.330]$ and $U = [0.235, 0.360]$;

The mollification of the original AV model changes the dynamical behaviour of the system in the neighbourhood of the discontinuity $x = X_{crit} = 0.3$, transforming the repulsive sliding mode in the unstable equilibria $x_A = 0.27$ (resp. 0.28, 0.29) for $\varepsilon = 0.08$ (resp. 0.05, 0.025). The vector field $f^\varepsilon(x)$ and the phase portrait of the mollified AV model are shown in Fig. 1(c,b).

Randomly perturbed Amazonian vegetation system. Previous research in environmental sciences^{7,11} has provided field-based evidence for the premise that one of the important variables of a landscape, such as tree cover, experiences drastic variations or sharp transitions in responding to climate changes and other stressors. High-intensity fires associated with severe drought may accelerate a widespread degradation of Amazonian forests by abruptly increasing tree mortality¹¹. When forest fires do occur under average weather conditions, they typically move slowly, liberating little energy, and they are short in duration and end at night when relative humidity increases. During years of severe drought, the fuel (e.g., leaves, twigs and branches) becomes more abundant and drier, thereby increasing the fires intensity and consequently killing a very high percentage of the trees. An extreme event acts either as an external disturbance, which forest systems can resist, or as a disturbance exceeding the resilience of forest ecosystems and preventing to return to the former dynamical state⁸, thus indicating the presence of the tipping point. Because the interactions between fires and droughts are a more direct mechanism of sudden forest degradation in the south-eastern Amazon¹¹, the dynamical model of forest cover evolution goes beyond the typical tipping point, which is modelled via discontinuity in the vector fields; hence, the model must contain a stochastic term that fits perturbations such as fires. Recently, to model these abrupt pulses, burst-like or extreme events have been given higher priority to Lévy perturbations with jumps^{12,13,30}, because of their properties, such as heavy-tailed distributions, and noncontinuous sample paths. The probabilistic description of the Lévy process is introduced in the **Methods** section. This description includes a more intuitive but concise premise of the concept that should be understandable to a broad audience. In our stochastically perturbed AV model we incorporate perturbations of only climatic nature, such as climatic changes³¹, aridity², precipitations^{3,4} and fires¹¹, which the model may response to by exhibiting metastability. In this way, we consider the fourth case of perturbations, described in the **Methods** section, which includes the symmetric α -stable Lévy process. The time that the process spends below the value zero is regarded as the hibernation time³² (as exhibited by plants adapted to a desert environment), in which the trees that are more robust to the aridity can remain in dry state $x_S = 0$ (without dying) for a long time until rain comes.

Following the above discussion, we include random perturbations of L_t^α type in system (7) and obtain the following SDE in \mathbb{R}^1 ,

$$dX_t = f^\varepsilon(X_t)dt + \psi dL_t^\alpha, \quad X_0 = x, \quad (9)$$

where f^ε is the mollified drift, and ψ is the noise intensity parameter.

According to the existence and uniqueness theorem¹² (Theorem 7.26 p.202) and under the Lipschitz and growth conditions, the SDE (9) has a unique, adapted, cadlag solution X_t . The solutions of the deterministic AV system (7) and the stochastically perturbed system (9) for different initial conditions and values of α and ψ are shown in Fig. 2.

The generator A for SDE (9) is

$$Ag(x) = f^\varepsilon(x)g'(x) + \psi^\alpha \int_{\mathbb{R}^1 \setminus \{0\}} [g(x+y) - g(x)] \nu_\alpha(dy) \quad (10)$$

where $g(x) \in C^2(\mathbb{R}^1)$.

For some years, SDEs with discontinuous drift have attracted substantial attention. Different methods and techniques have been proposed to address the difficulties arising from the discontinuities in the vector field. For instance, in ref. 33 the authors have performed a complete qualitative classification for the isolated singular points, i.e., points with deleted neighbourhoods for which the function $(1 + |b|)/\delta^2$ (where b -drift and σ -diffusion coefficient) is not locally integrable. This classification allows for the description of the behaviour of solutions in the neighbourhood of isolated singular points and detects the types of points that disturb the uniqueness of solutions. Stochastic bifurcation analysis has also been studied for different types of models: for smooth and discontinuous oscillators³⁴, and for piecewise-smooth ODEs in two dimensions with additive Gaussian noise³⁵, among others. The dynamical behaviour of stochastically perturbed solutions near the switching manifold has been studied in refs 36 and 37. Attention has also been paid to the solutions^{38,39}, to the transition density function⁴⁰ as well as to the noise-induced regularization^{41,42} of the SDE with a discontinuous vector field.

Results and Discussion

Stability analysis of the metastable forest state. The stochastic AV model (9) exhibits the metastability phenomenon between the two stable states: the savanna x_S and the forest x_F . Metastability is defined as a behavioural phenomenon of the solution of the system, which consists of sudden visits with varying durations and frequencies of all domains of attraction³⁰. We are particularly interested in performing a stability analysis of the current fertile forest state against stochastic perturbations². To carry out the stability analysis, we study three quantities that provide information on the dynamical behaviour of the system and thus are appropriate for this type of analysis. These are meant to be based on the first exit time, escape probability and stochastic basin of attraction. More information about these quantities can be found in the **Methods** section.

In the following section, we present the main results of stability analysis for the metastable fertile forest state x_F that are based on the Figs 3a–c and 4a–c. By the definitions of the SBA in the case of \mathbb{R}^1 the basin consists of the two intervals, i.e. thick blue segment and the thick red segment of the well-potential curve see Figs 3c and 4c. This composition directly relates to the two criteria according to which the basin size is defined¹⁴. The blue segment is

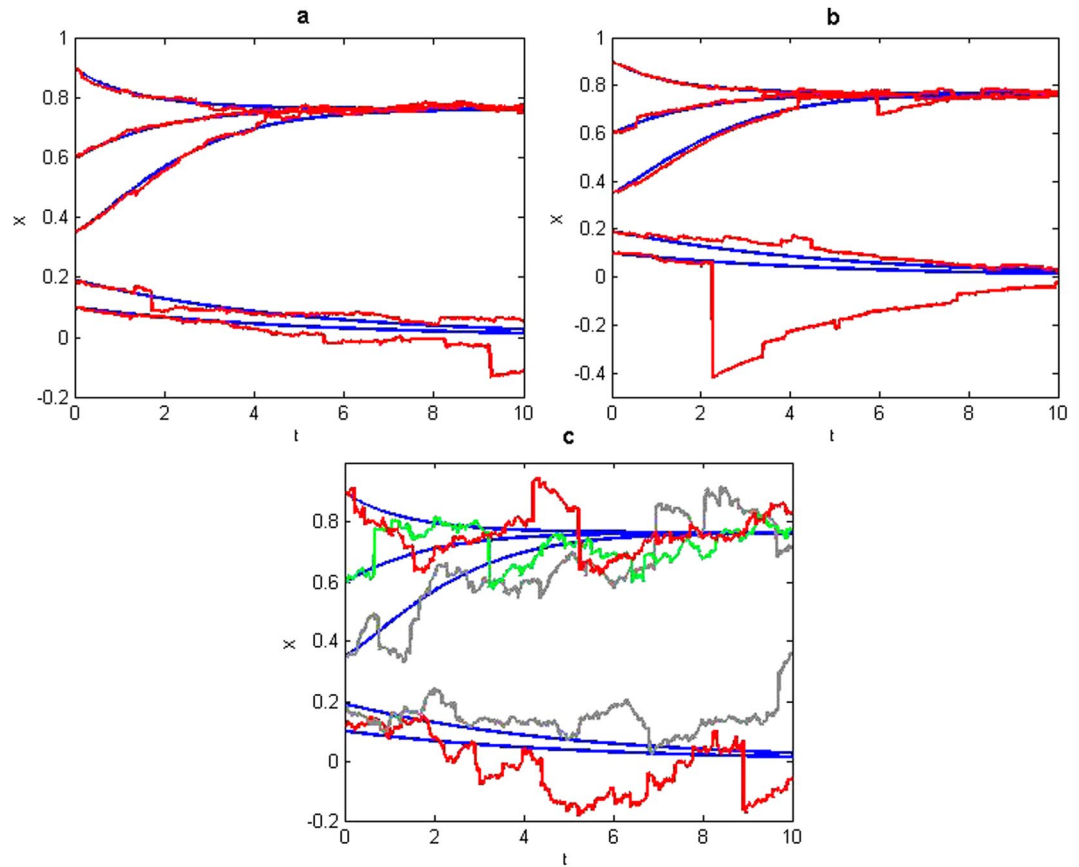


Figure 2. Solutions of deterministic (blue smooth curves) and stochastic mollified ($\varepsilon=0.08$, red, gray and green curves) Amazonian vegetation model with initial conditions $X_0 = 0.9, 0.6, 0.35, 0.19, 0.1$ when (a) $\psi=0.01$ and $\alpha=1.5$, (b) $\psi=0.01$ and $\alpha=1$, (c) $\psi=0.05$ and $\alpha=1.5$.

the set of initial conditions $D_I = \bigcap_{i=1}^n D_{II}$ whose solutions have a “small” probability, measured by the level m set out in Criterion I, of exit from the neighborhood of the fertile forest attractor. In Fig. 3a, that show the escape probability from domain D to D^c , the set D_I described above remains below the red line ($m=0.5$) that is the probability level established by Criterion I.

Going back to Fig. 3c. the thick red segment is the set of initial conditions $D_{II}^c = \bigcup_{i=1}^n D_{III}^c$ whose solutions have a “high” probability, measured by the level M set out in Criterion II, of return to the vicinity of fertile forest attractor. In Fig. 3b, that show the escape (return) probability from domain D_I^c to D_b , the set D_{II}^c described above remains over the red line ($M=0.7$) that is the probability level established by Criterion II. The Fig. 4b,c representing the graphical results of the stability analysis that is based on the second definition of the SBA⁴³ have the similar description as Fig. 3b,c. The exception is the Fig. 4a that reproduces the mean exit time from D , since in this definition the Criterion I involves mean exit time to define the size of the thick blue segment that is the set of initial conditions D_I whose solutions stay longer $u(x) \geq m$ in the vicinity of the forests attractor.

The maximum probability value of the forest-savanna transition is detected under Lévy noise with smaller jumps but with higher frequencies and intensities ($\alpha=1.5, \psi=1$). Given the initial condition $x_0=0.5$, the probability that the forest cover, under the noise influence ($\alpha=1.5, \psi=1$), will undergo the forest-savannah transition is six times higher than the probability of transitions as a result of noise with the parameters $\alpha=0.5$ and $\psi=0.1$, see Fig. 3a. This result is a clear indication that small noise jumps strongly contribute to x_f instability.

The forest cover remains in the fertile forest state longer under Lévy perturbations with smaller jumps of lower intensities ($\alpha=1.5, \psi=0.1$). As the intensity of the noise increases, the mean residence time of the forest cover in the x_f basin decreases, thus contributing to the instability of the forest state. The size of the noise jump inversely influences the mean exit time for various levels of noise intensity: for high noise intensity (say $\psi=1$) with the increase of the jump size, which raises the exit time, an enhancement of the forest state stability is seen; however, for a low noise intensity (say $\psi=0.1$) with the increase of the jump size, which reduces the exit time, the forest state becomes more unstable, see Fig. 4a.

The fertile forest state is the largest stability basin under symmetric Lévy process with large jumps of low intensity ($\alpha=0.5, \alpha=1$ and $\psi=0.1$). The overall stability results obtained from the two

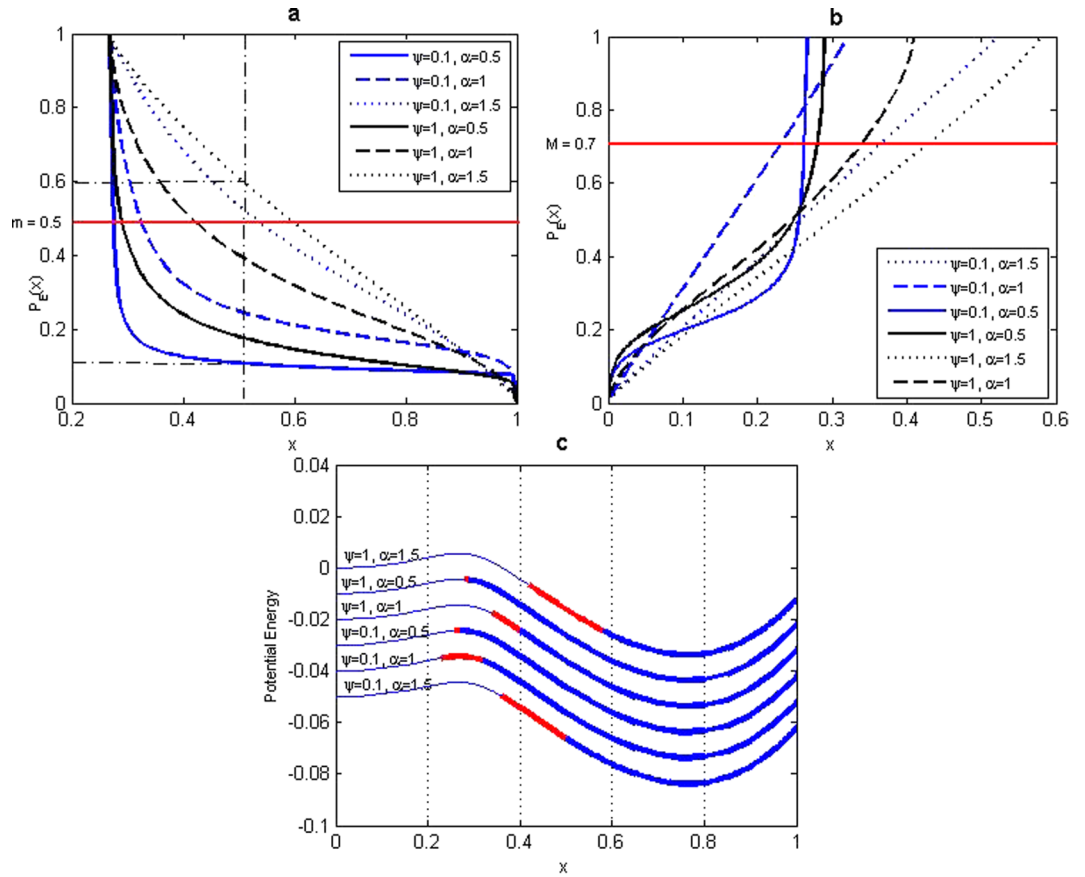


Figure 3. The first definition of SBA for forest state. (a) Set D_I defined by escape probability from $D = (0.2676, +\infty)$ to $D^c = (0, 0.2676)$. (b) Set D_{II}^c defined by escape probability from $D_I^c = (0, 0.52), (0, 0.32), (0, 0.27), (0, 0.29), (0, 0.58), (0, 0.41)$ to $D_I = (0.52, +\infty), (0.32, +\infty), (0.27, +\infty), (0.29, +\infty), (0.58, +\infty), (0.41, +\infty)$. (c) Size and location of the SBA by definition I ($\varepsilon = 0.08$) of the fertile forest state. Red part of the well is the set D_{II}^c and blue thick part is the set D_I .

basins' definitions are similar. However, these two definitions provide additional information, which is complementary and provides a complete view of the state stability. In the case of the first SBA definition, which is based on the escape probability, the strongest contribution to the size of the basin is due to the set of initial points $(0.27, +\infty)$ (resp. $(0.32, +\infty)$) for $\alpha = 0.5$ (resp. $\alpha = 1$) whose solutions have the decreased escape probability from the deterministic basin of attraction. However, the entrance probabilities do not significantly contribute to the size of the SBA (see Fig. 3a–c). The smaller basins, i.e. $(0.36, +\infty)$ and $(0.42, +\infty)$, are obtained for noise with smaller jumps ($\alpha = 1, 5$) independently of the intensity, and therefore are the cause of the strongest state instability.

In the case of the second SBA definition, on the basis of the mean exit time and escape probability, the time has the same contribution (due to the choice of the criterion $m = AMET$ average mean exit time) to the length of the basin for the different noise parameters α and ψ . What differentiates the length of the basins is the second criterion based on the escape probability, see Fig. 4a–c. Consequently from the second SBA definition, the shorter basins $(0.40, +\infty)$ (resp. $(0.43, +\infty)$) are obtained for noise with higher intensity and larger jumps $\alpha = 1, \psi = 1$ (resp. $\alpha = 0.5, \psi = 1$).

Even very small threats to the forest state stability represents Lévy noise with large jumps of low intensity ($\alpha = 0.5, \alpha = 1$ and $\psi = 0.1$). Lévy noise with small jumps ($\alpha = 1.5$) as well as noise with high intensity ($\psi = 1$) significantly accelerates the transition between the forest and savanna states, thus causing high instability of the forest. The size of the SBA of x_F does not undergo significant variations with the decrease in the values of the mollification parameter ε from the threshold $\varepsilon = 0.08$. This conclusion is confirmed by the results in Figure 5, which contains the SBA of the fertile forest state in the mollified Amazonian vegetation model with different values for the parameter $\varepsilon = 0.08, 0.05$ and 0.025 .

We can explain our results from an ecological point of view, associating Lévy noise with large jumps of low intensity ($\alpha = 0.5, 1$ and $\psi = 0.1$) to low-intensity fires that occur in non-drought years. However, during years of severe drought and high-intensity fires, the Lévy noise with small jumps of high intensity ($\alpha = 1.5$ and $\psi = 1$) significantly accelerates the transition between the forest and savanna states, thereby causing height instability of the forest.

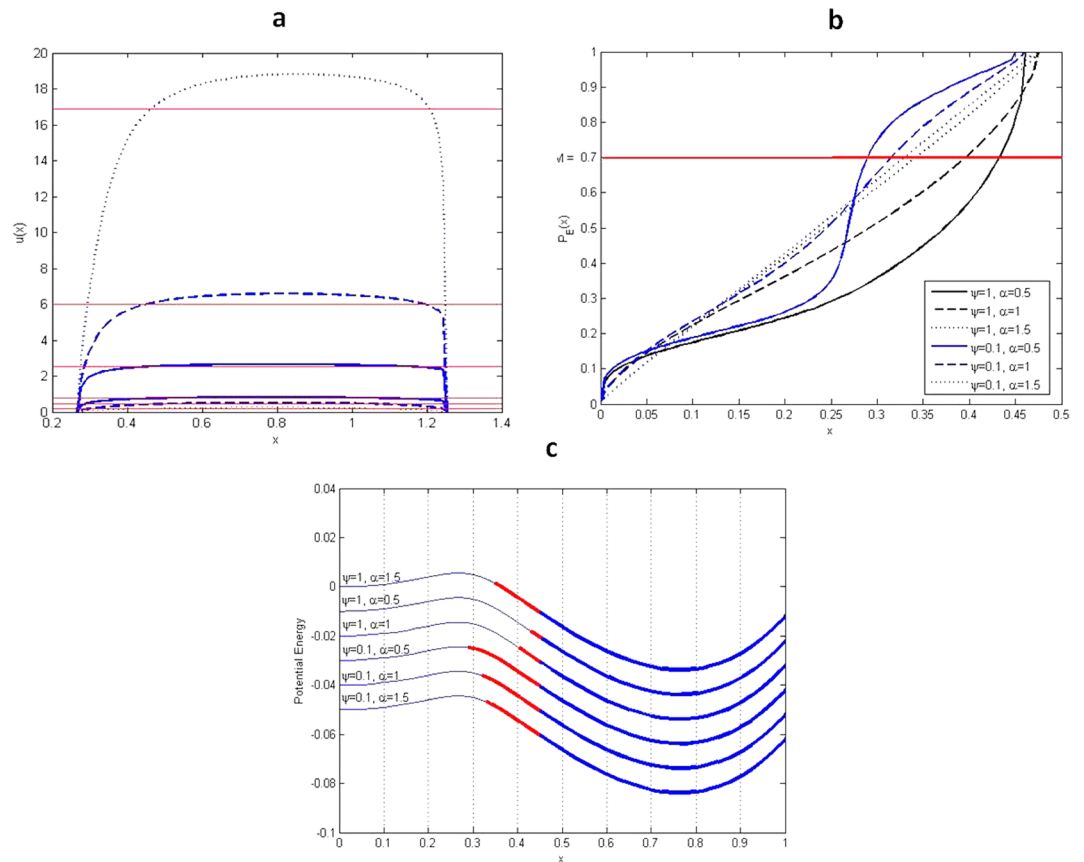


Figure 4. The second definition of SBA for forest state. (a) Set D_I defined by mean exit time from $D = (0.2676, 1.2524)$. (b) Set D_I^c defined by escape probability from $D_I^c = (0, 0.46), (0, 0.48), (0, 0.48), (0, 0.45), (0, 0.46), (0, 0.47)$ to $D_I = (0.46, 1.14), (0.48, 1.10), (0.48, 1.07), (0.45, 1.18), (0.46, 1.19), (0.47, 1.21)$. (c) Size and location of the SBA by definition II ($\varepsilon = 0.08$) of the fertile forest state. Red part of the well is the set D_I^c and blue thick part is the set D_I .

Conclusion

For the tipping elements in the Earth's climate system the most important issue to address is how stable the desirable state is against random, possibly large perturbations. Thus, we performed a stability analysis of the metastable fertile forest state in a stochastically perturbed Amazonian vegetation model with a discontinuous right-hand side.

Considering that the usual notion of solutions is not suitable for a piecewise-smooth dynamics for our research, we used the generalized definition of the solution from Filippov theory. The AV deterministic system does not define the vector field $f(t, x(t))$ if $x(t)$ is on a switching boundary (tipping point $x = X_{crit}$). To overcome this problem, we extend a discontinuous system into a Filippov convex differential inclusion. The solution concept, in the sense of Filippov theory, guarantees the existence of a solution for this CDI by the assumption that the set-valued function $F(t, x)$ is upper semi-continuous. The type of vector field, Amazonian vegetation CDI, surrounds the switching boundary $x = X_{crit}$ and is called a repulsive (repelling) sliding mode, for which the uniqueness of solutions is not guaranteed. In fact, the IVP with the initial condition $x_0 = X_{crit}$ has three possible solutions. To overcome the problem of non-unique solutions in the AV non-smooth dynamical system, and to be able to apply stability analysis techniques for the metastable states in the case of stochastically perturbed dynamical systems, we have considered a smooth approximation of the discontinuous vector field. The smooth approximation was performed by mollification techniques, and we have used the convolution kernel generated by Gaussian function as the mollifier. The mollification of the original AV model changes the dynamical behavior of the system in the neighborhood of the discontinuity $x = X_{crit} = 0.3$, transforming the repulsive sliding mode into the unstable equilibria $x_A = 0.27$ (resp. $0.28, 0.29$) for $\varepsilon = 0.08$ (resp. $0.05, 0.025$).

Research in the environmental sciences has provided empirical evidence that tree cover experiences drastic variations or sharp transitions in response to climate changes and other stressors. Recently, to model these abrupt pulses, burst-like or extreme events have been given higher priority to Lévy perturbations with jumps, because their properties, such as heavy-tailed distributions and stochastically continuous sample paths, provide the greatest precision to fit the described phenomena. Therefore, in our stochastic AV model, we have considered perturbations of symmetric α -stable Lévy type, which under the considered conditions, exhibit metastability between the two stable states: savanna x_S and forest x_F . We have been particularly interested in performing a stability analysis of the current fertile forest state against stochastic perturbations. To perform the stability analysis,

Parameters		$\varepsilon = 0.08$						$\varepsilon = 0.05$					
		SBA definition I			SBA definition II			SBA definition I			SBA definition II		
ψ	α	D_1	$B_\varepsilon(0.5; 0.7)$	D_1	AMET	$B_\varepsilon(\text{AMET}; 0.7)$	D_1	$B_\varepsilon(0.5; 0.7)$	D_1	AMET	$B_\varepsilon(\text{AMET}; 0.7)$		
1	0.5	(0.29; +∞)	(0.28; +∞)	(0.46; 1.14)	0.75	(0.43; +∞)	(0.29; +∞)	(0.28; +∞)	(0.48; 1.12)	0.74	(0.45; +∞)		
	1	(0.41; +∞)	(0.34; +∞)	(0.48; 1.10)	0.43	(0.40; +∞)	(0.43; +∞)	(0.36; +∞)	(0.48; 1.09)	0.42	(0.40; +∞)		
	1.5	(0.58; +∞)	(0.42; +∞)	(0.48; 1.07)	0.20	(0.35; +∞)	(0.60; +∞)	(0.44; +∞)	(0.49; 1.07)	0.19	(0.36; +∞)		
0.1	0.5	(0.27; +∞)	(0.26; +∞)	(0.45; 1.18)	2.52	(0.29; +∞)	(0.28; +∞)	(0.28; +∞)	(0.46; 1.16)	2.49	(0.30; +∞)		
	1	(0.32; +∞)	(0.23; +∞)	(0.46; 1.19)	6.03	(0.32; +∞)	(0.32; +∞)	(0.27; +∞)	(0.48; 1.18)	5.91	(0.32; +∞)		
	1.5	(0.52; +∞)	(0.36; +∞)	(0.47; 1.21)	16.85	(0.33; +∞)	(0.54; +∞)	(0.37; +∞)	(0.49; 1.20)	16.36	(0.34; +∞)		

Parameters		$\varepsilon = 0.025$					
		SBA definition I			SBA definition II		
ψ	α	D_1	$B_\varepsilon(0.5; 0.7)$	D_1	AMET	$B_\varepsilon(\text{AMET}; 0.7)$	
1	0.5	(0.31; +∞)	(0.30; +∞)	(0.48; 1.12)	0.74	(0.45; +∞)	
	1	(0.44; +∞)	(0.37; +∞)	(0.48; 1.09)	0.42	(0.40; +∞)	
	1.5	(0.61; +∞)	(0.46; +∞)	(0.49; 1.07)	0.19	(0.36; +∞)	
0.1	0.5	(0.30; +∞)	(0.30; +∞)	(0.46; 1.16)	2.49	(0.30; +∞)	
	1	(0.33; +∞)	(0.28; +∞)	(0.48; 1.18)	5.91	(0.32; +∞)	
	1.5	(0.55; +∞)	(0.38; +∞)	(0.49; 1.20)	16.36	(0.34; +∞)	

Figure 5. The SBA of the fertile forest state in the mollified Amazonian Vegetation Model with $\varepsilon = 0.08, 0.05, 0.025$.

we have calculated the following three quantities: mean first exit time, escape probability and stochastic basin of attraction, which provide information about the dynamical behavior of the system and thus are appropriate for this type of analysis.

Our main conclusions include the following three points: the maximum probability value of the forest-savanna transition is detected under Lévy motion with small jumps of high frequency and intensity ($\alpha = 1.5, \psi = 1$), the forest cover remains in the fertile forest state longer under Lévy perturbations with small jumps of low intensity ($\alpha = 1.5, \psi = 0.1$); and the fertile forest state is the largest stability basin under the symmetric Lévy noise with the large jumps of low intensity $\alpha = 0.5, \psi = 0.1$. The results of our analysis also show that even a small threat to forest state stability represents Lévy noise with large jumps of low intensity ($\alpha = 0.5, \psi = 0.1$). In contrast, a Lévy noise with smaller jumps ($\alpha = 1.5$) as well as noise with higher intensity ($\psi = 1$) significantly accelerate the transition between the forest and savanna states, thereby causing high instability of the forest.

Methods

Condition for local uniqueness of the solution of the differential inclusion. The solution of the differential inclusion (3) with $x_0 \in \Sigma$ is locally unique in forward time if

- (i) The projections of the vector field point to the same side of Σ , i.e. the solution exposing a transversal intersection to the switching boundary:

$$n(x_0)^T f_-(t_0, x_0) \cdot n(x_0)^T f_+(t_0, x_0) > 0, \quad \forall n(x) \in \partial h(x), \tag{11}$$

or if

- (ii) The projections point to Σ , i.e. the solution being an attractive sliding mode:

$$n(x_0)^T f_-(t_0, x_0) > 0 \text{ and } n(x_0)^T f_+(t_0, x_0) < 0, \quad \forall n(x) \in \partial h(x), \tag{12}$$

where the normal $n(x)$ perpendicular to a locally smooth switching boundary Σ is given by the gradient of $h(x)$:

$$n(x) = \nabla h(x), \tag{13}$$

or if $h(x)$ is non-smooth, by using the generalized differential of $h(x)$ (for more detail see ref. 20, section 2.3):

$$n(x) = \partial h(x), \tag{14}$$

where $\partial h(x)$ is assumed to be bounded.

Mollification method. The general idea of the mollification method is to convolve (i.e. a mathematical operation on two functions that is defined as the integral of the product of these functions after one is reversed and shifted) a discontinuous function with a mollifier (i.e. a smooth function with special properties) to get the piecewise-smooth continuous function, that still remains close to the original generalized function.

Mollifier were proposed by Friedrichs⁴⁴ in the study of partial differential equations and is defined as follows: A real function η_ε is called a Friedrichs' mollifier if

$$\eta_\varepsilon(x) = \frac{1}{\varepsilon} \eta\left(\frac{x}{\varepsilon}\right), \quad \eta \in C_0^\infty(\mathbb{R}), \quad x \in \mathbb{R}, \tag{15}$$

with the generator η satisfying the following conditions:

- (i) $\eta(x) \geq 0, x \in \mathbb{R};$
- (ii) $\eta(x) = 0, \text{ if } |x| > 1;$
- (iii) $\int_{\mathbb{R}} \eta(x) dx = 1;$

Among the possible choices for the generator η we use the Gaussian function $\eta(x) = \frac{1}{\sqrt{\pi}} \exp(-x^2)$. However, the convolution kernel $\eta_\varepsilon = \frac{1}{\varepsilon\sqrt{\pi}} \exp\left(-\frac{x^2}{\varepsilon^2}\right)$ generated by the Gaussian function does not have a compact support. Thus, to be able to use the Gaussian kernel as the mollifier, instead of a compact support, it is required that the generator's moments μ_k must be finite²⁸, i.e.,

$$\mu_k = \int_{\mathbb{R}} x^k \eta(x) dx \in \mathbb{R}, \quad \text{for all integers } k. \tag{16}$$

The convolution operator as well as the mollification are defined as ref. 45:

If $f: U \rightarrow \mathbb{R}$ is locally integrable, then its mollification is represented by

$$f^\varepsilon = \eta_\varepsilon * f \quad \text{in } U_\varepsilon, \tag{17}$$

that is,

$$f^\varepsilon(x) = \int_U \eta_\varepsilon(x-y)f(y)dy = \int_{B(0,\varepsilon)} \eta_\varepsilon(y)f(x-y)dy \quad \text{for } x \in U_\varepsilon, \tag{18}$$

where $B(0,\varepsilon)$ is the closed ball with the center 0 and radius $\varepsilon > 0, U \subset \mathbb{R}^n$ is open with the boundary ∂U and

$$U_\varepsilon = \{x \in U \mid \text{dist}(x, \partial U) > \varepsilon\}. \tag{19}$$

The mollified function $f^\varepsilon(x)$ defined in this way possesses the desired properties (proof can be seen in ref. 45):

- (i) $f^\varepsilon \in C^\infty(U_\varepsilon)$. The mollified function becomes infinitely differentiable;
- (ii) $f^\varepsilon \rightarrow f$ a.e. as $\varepsilon \rightarrow 0$. The mollified function almost everywhere converges to the original one as the parameter ε shrinks;
- (iii) If $f \in C(U)$, then $f^\varepsilon \rightarrow f$ uniformly on the compact subset of U ;
- (iv) If $1 \leq p < \infty$ and $f \in L_{loc}^p(U)$, then $f^\varepsilon \rightarrow f$ in $L_{loc}^p(U)$.

Lévy perturbations. A brief summary of the main properties of Lévy type stochastic process is useful for the understanding of the analysis method and evaluation of the results. The stochastic process that models the behavior of the landscape variable tree cover has to be a positive process. Thus, we ponder the following fore cases.

- i) The **First case** is the *Lévy process absorbed at level 0*. Let (X, P_x) be a initial stable Lévy process starting at $x > 0$ and $T = \inf\{t \geq 0: X_t \leq 0\}$ is the first hitting time at negative half-line. The probability measure \mathbb{P}_x is the law under P_x of the process (X, \mathbb{P}_x) defined as

$$X_t \mathbf{1}_{\{t < T\}}, \quad t \geq 0. \tag{20}$$

and it is called killed process or absorbed at level 0. If initial Lévy process (X, P_x) has negative jumps it crosses the level 0 by jumping⁴⁶, so (X, \mathbb{P}_x) vanishes with a jump at 0, i.e. the lifetime of the process is almost surely finite.

- ii) If (X, P_x) has no negative jumps then (X, \mathbb{P}_x) *vanishes continuously at 0*, belonging to the **Second case** of the positive (\mathbb{R}_+ -valued) processes.
- iii) The **Third case** is the *Lévy process conditioned to stay positive*. The following construction of the law \mathbb{P}^* is one of the possible constructions that justifies considering (X, \mathbb{P}^*) as the Lévy process (X, P_x) conditioned to stay positive:

$$\mathbb{P}_x^*(A) = \lim_{t \rightarrow \infty} P_x(A|T > t), \quad x > 0, \quad t \geq 0, \quad A \in \mathcal{F}_t, \tag{21}$$

where \mathcal{F}_t is the Borel filtration generated by X , i.e. $\mathcal{F}_t = \delta(X_s, s \leq t)$. The infinitesimal generators for these processes were explicitly computed in ref. 46. These three cases of processes can be considered for the AV model in the case of the perturbations such as the pests, diseases⁸, deforestation², etc. For which, in most of

cases, the level $X = 0$ represents absorbing state.

- iv) The **Fourth case** is the *symmetric α -stable Lévy process*. A symmetric α -stable scalar Lévy motion L_t^α with $0 < \alpha < 2$ is defined in a similar way as a Brownian motion, excepting two following properties: i) stationary increments $L_t^\alpha - L_s^\alpha$ and L_{t-s}^α have the same symmetric α -stable distribution, i.e. $S_\alpha((t - s)^{\frac{1}{\alpha}}, 0, 0)$ and ii) stochastically continuous sample paths, i.e., for every $s > 0$, $L_t^\alpha \rightarrow L_s^\alpha$ in probability, as $t \rightarrow s$.

The probability density function for L_t^α is defined by

$$t^{-\frac{1}{\alpha}} f_\alpha(t^{-\frac{1}{\alpha}} x), \tag{22}$$

where f_α is the probability density function for the standard symmetric α -stable random variable $X \sim S_\alpha(1, 0, 0)$ (for more details see ref. 12).

The generating triplet of L_t^α is $(0, 0, \nu_\alpha)$, with the jump measure, i.e. the expected value of the number of jumps of size dy during the unit time, defined as:

$$\nu_\alpha(dy) = c_\alpha \frac{dy}{|y|^{1+\alpha}}, \quad \alpha \in (0, 2), \tag{23}$$

where c_α is the intensity constant. The jump measure controls the intensity and size of the jumps of the process. So the α -stable Lévy process has finite variation as well as larger jumps with lower jump frequencies for small values of α ($0 < \alpha < 1$) while it has unbounded variation as well as smaller jumps with higher jump probabilities when $\alpha \in [1, 2)$.

Mean first exit time. It is defined as the first exit time from a deterministic domain $D \subset \mathbb{R}^1$ of attraction of x_f as follows:

$$\tau(\omega, x) = \inf\{t \geq 0, X_t(\omega, x) \notin D\}, \tag{24}$$

and the mean exit time or the mean residence time of the process in the forest domain is denoted as $u(x) \triangleq \mathbb{E}\tau(\omega, x) \geq 0$. It has been proven¹² that the mean exit time of the stochastic system (9) for an orbit starting at $x \in D$, satisfies the following nonlocal partial differential equation with an external boundary condition

$$\begin{aligned} Au(x) &= -1, \\ u(x) &= 0, \quad x \in D^c, \end{aligned} \tag{25}$$

where A is the generator defined in (10) which can be interpreted as $Au = \lim_{t \rightarrow 0} \frac{\mathbb{E}u(x_t) - u}{t}$, for every $u \in C^2(\mathbb{R}^1)$.

Escape probability. The likelihood that the tree cover process X_t exits firstly from the forest domain of attraction D by landing in the set $U \in D^c$ belonging to the savanna domain is represented by

$$p(x) = \mathbb{P}\{X_\tau(x) \in U\} \tag{26}$$

and solves the following differential-integral equation with Balayage-Dirichlet boundary condition

$$\begin{aligned} Ap(x) &= 0, \quad x \in D, \\ p(x) &= \begin{cases} 1, & x \in U, \\ 0, & x \in D^c \setminus U. \end{cases} \end{aligned} \tag{27}$$

Stochastic basin of attraction. The third quantity that we will use is the stochastic basin of attraction, introduced in refs 14 and 43. The SBA is an important geometric structure that helps to perceive and describe the metastable behavior of a system. It is crucial to have an approach for describing the basin of attraction and quantifying its shape and size for theoretical and practical reasons¹⁴.

By **Definition I**: SBA of the attractor K with the open deterministic domain of attraction D is the set $B_K(m, M) = [\cup_{i=1}^n D_{III}^c] \cup [\cap_{i=1}^n D_{II}^c]$, where $D_{II} = \{x \in D \mid p_i(x) < m\}$, $D_{III}^c = \{x \in D_{II}^c \mid p_i(x) > M\}$, D_i are the domains of attraction of nearby attractors K_i and $p(x)$ is the escape probability defined in (26).

By **Definition II**: SBA of the attractor K with the open deterministic domain of attraction D is the set $B_K(m, M) \triangleq D_I \cup D_{II}^c$, where $D_I = \{x \in D \mid u(x) \geq m\}$, $D_{II}^c = \{x \in D_I^c \mid p(x) \geq M\}$, $u(x)$ is the mean first exit time defined in (24) and $p(x)$ is the escape probability defined in (26).

References

1. Lenton, T. Tipping elements in the earth's climate system. *Proc. Natl. Acad. Sci. USA* **105**, 1786–1793 (2008).
2. Menck, P., Heitzing, J., Marwan, N. & Kurths, J. How basin stability complements the linear-stability paradigm. *Nature physics* **9**, 89–92 (2013).
3. Sternberg, L. Savanna-forest hysteresis in the tropics. *Global Ecology and Biogeography* **10**, 369–378 (2001).
4. Hirota, M., Holmgren, M., Van Nes, E. & Scheffer, M. Global resilience of tropical forest and savanna to critical transitions. *Science* **334**, 232–235 (2011).
5. Oikaw, T. Studies on the dynamic properties of terrestrial ecosystems based on a simulation model ii. tropical rainforest dynamics and stability as influenced by stem mortality. *Ecol. Res.* **4**, 117–130 (1989).
6. Tschardtke, T., Leuschner, C., Zeller, M., Guhardja, E. & Bidin, A. *Stability of tropical rainforest margins - linking ecological, economic and social constraints of land use and conservation* (Springer, Berlin, Heidelberg, 2007).

7. Manso, R., Morneau, F., Ningre, F. & Fortin, M. Incorporating stochasticity from extreme climatic events and multi-species competition relationships into single-tree mortality models. *Forest Ecology and Management*, doi:10.1016, 1–11 (2015).
8. Bréda, N. & Badeau, V. Forest tree responses to extreme drought and some biotic events: Towards a selection according to hazard tolerance? *C. R. Geoscience* **340**, 651–662 (2008).
9. Rammig, A., Jupp, T. & Thonicke, K. Estimating the risk of amazonian forest dieback. *New Phytologist* **187**, 694–706 (2010).
10. Zeng, Z., Piao, S., Chen, A. & Lin, X. Committed changes in tropical tree cover under the projected 21st century climate change. *Scientific Reports*, doi:10.1038, 1–5 (2013).
11. Brando, P., Balch, J., Nepstad, D. & Morton, D. Abrupt increases in amazonian tree mortality due to drought–fire interactions. *PNAS, Environmental sciences*, doi:10.1073, 1–6 (2013).
12. Duan, J. *An Introduction to Stochastic Dynamics* (Science press, Beijing, 2015).
13. Jourdain, B., Méléard, S. & Woyczynski, W. Lévy flights in evolutionary ecology. *J. Math. Biol.* **65**, 677–707 (2012).
14. Serdukova, L., Zheng, Y., Duan, J. & Kurths, J. Stochastic basin of attraction for metastable states. *Chaos* **26**, 1–11 (2016).
15. Edwards, A. Using likelihood to test for lévy flight search patterns and for general power-law distributions in nature. *Journal of Animal Ecology* **77**, 1212–1222 (2008).
16. Levins, R. Some demographic and genetic consequences of environmental heterogeneity for biological control. *Bull. Entomol. Soc. Am.* **15**, 237–240 (1969).
17. Tilman, D. Competition and biodiversity in spatially structured habitats. *Ecology* **75**, 2–16 (1994).
18. Bernardo, M., Budd, C., Champneys, A. & Kowalczyk, P. *Piecewise-smooth Dynamical Systems: Theory and Applications*, vol. 163 (Appl. Math. Sci., Grundlehren der mathematischen Wissenschaften, London, UK, 2008).
19. Simpson, D. *Bifurcations in Piecewise-Smooth Continuous Systems* (World Sci. Ser. Nonlinear Sci. Ser. A 70, World Scientific, Singapore, 2010).
20. Leine, R. & Nijmeijer, H. *Dynamics and Bifurcations of Non-smooth Mechanical Systems, Lecture Notes in Applied and Computational Mathematics*, vol. 18 (Springer-Verlag, Berlin, 2004).
21. Filippov, A. *Differential Equations with Discontinuous Righthand Sides* (Kluwer Academic, Boston, 1988).
22. Cortés, J. Discontinuous dynamical systems: a tutorial on solutions, non-smooth analysis and stability. *IEFF Control Systems Magazine* **1066-033X**, 36–73 (2008).
23. Aubin, J. & Cellina, A. *Differential Inclusions*, vol. 264 (Grundlehren der mathematischen Wissenschaften, Springer-Verlag, Berlin, 1984).
24. Van De Vrande, B., Van Campen, D. & De Kraker, A. An approximate analysis of dry-friction-induced stick-slip vibrations by a smoothing procedure. *Nonlinear Dynamics* **19**, 2, 157–169 (1999).
25. Hào, D. A mollification method for ill-posed problems. *Numer. Math.* **68**, 469–506 (1994).
26. Beatson, R. & Bui, H. Mollification formulas and implicit smoothing. *Advances in Comp. Math.* **27**, 125–149 (2007).
27. Wright, R. Local spline approximation of discontinuous functions and location of discontinuities, given low-order fourier coefficient information. *Journal of Comp. and Appl. Math.* **164–165**, 783–795 (2004).
28. Hegland, M. & Anderssen, R. A mollification framework for improperly posed problems. *Num. Math* **78**, 549–575 (1998).
29. Deng, Z., Fu, C., Feng, X. & Zhang, Y. A mollification regularization method for stable analytic continuation. *Math. and Computers in Simulation* **81**, 1593–1608 (2011).
30. Imkeller, P. & Pavlyukevich, I. Lévy flights: Transitions and meta-stability. *Journal of Physics A: Mathematical and General* **39**, 237–246 (2006).
31. Dakos, V. *et al.* Slowing down as an early signal for abrupt climate change. *PNAS* **105**, 14308–14312 (2008).
32. Western, R. *Adaptation of plants to a desert environment*, vol. bulletin 36 (ENHG org., 1988).
33. Cherny, A. & Engelbert, H. *Singular stochastic differential equations. Lecture notes in mathematics* (Springer Berlin Heidelberg, Germany, 2005).
34. Yue, X., Xu, W. & Wang, L. Stochastic bifurcations in the sd (smooth and discontinuous oscillator under bonded noise excitation). *Science China Phys., Mechan. and Astr.* **56**, 1010–1016 (2013).
35. Simpson, D., Hogan, S. & Kuske, R. Stochastic regular grazing bifurcations. *SIAM J. Applied Dynamical Systems* **12**, 533–559 (2013).
36. Simpson, D. & Kuske, R. Stochastic perturbations of periodic orbits with sliding. *J. Nonlinear Sci.*, doi:10.1007/s00332-015-9248-7 (2015).
37. Simpson, D. & Kuske, R. Stochastically perturbed sliding motion in piecewise-smooth systems. *math.DS* arXiv:1204.5792v1 (2012).
38. Leha, G. & Ritter, G. On solutions to stochastic differential equations with discontinuous drift in hilbert space. *Math. Ann.* **270**, 109–123 (1985).
39. Halidias, N. & Kloeden, P. A note on the euler-maruyama scheme for stochastic differential equations with a discontinuous monotone drift coefficient. *BIT Num. Math.* **48**, 51–59 (2008).
40. Zhang, W. Transition density of one-dimensional diffusion with discontinuous drift. *IEEE Transactions on automatic control* **35**, 980–985 (1990).
41. Wackerbauer, R. Noise-induced stabilization of one-dimensional discontinuous maps. *Physical Review E* **58**, 3036–3044 (1998).
42. Flandoli, F. *Topics on regularization by noise* (Lecture notes, University of Pisa, 2013).
43. Zheng, Y., Serdukova, L., Duan, J. & Kurths, J. Transitions in a genetic transcriptional regulatory system under lévy motion. *Scientific Reports* **6**(29274), 1–12 (2016).
44. Friedrichs, K. The identity of weak and strong extensions of differential operators. *Trans. Amer. Math. Soc.* **55**, 132–151 (1994).
45. Evans, L. *Partial Differential Equations* (American Math. Society, Providence, 2010).
46. Caballero, M. Conditioned stable lévy processes and the lamperty representation. *J. Appl. Prob.* **43**, 967–983 (2006).

Acknowledgements

We would like to acknowledge Xiujun Cheng for discussions about computation. We are grateful to Peter Kloeden, Ilya Pavlyukevich and Peter Imkeller for helpful discussions. This work was partly supported by the NSFC grants 11531006, 11371367 and 11271290.

Author Contributions

L.S., Y.Z. and J.D. conceived the research. L.S. wrote the first draft of the manuscript and performed computations. Y.Z., J.D. and J.K. analysed the results and concepts development. All authors conducted research discussions and reviewed the manuscript.

Additional Information

Competing Interests: The authors declare that they have no competing interests.

Publisher's note: Springer Nature remains neutral with regard to jurisdictional claims in published maps and institutional affiliations.



Open Access This article is licensed under a Creative Commons Attribution 4.0 International License, which permits use, sharing, adaptation, distribution and reproduction in any medium or format, as long as you give appropriate credit to the original author(s) and the source, provide a link to the Creative Commons license, and indicate if changes were made. The images or other third party material in this article are included in the article's Creative Commons license, unless indicated otherwise in a credit line to the material. If material is not included in the article's Creative Commons license and your intended use is not permitted by statutory regulation or exceeds the permitted use, you will need to obtain permission directly from the copyright holder. To view a copy of this license, visit <http://creativecommons.org/licenses/by/4.0/>.

© The Author(s) 2017